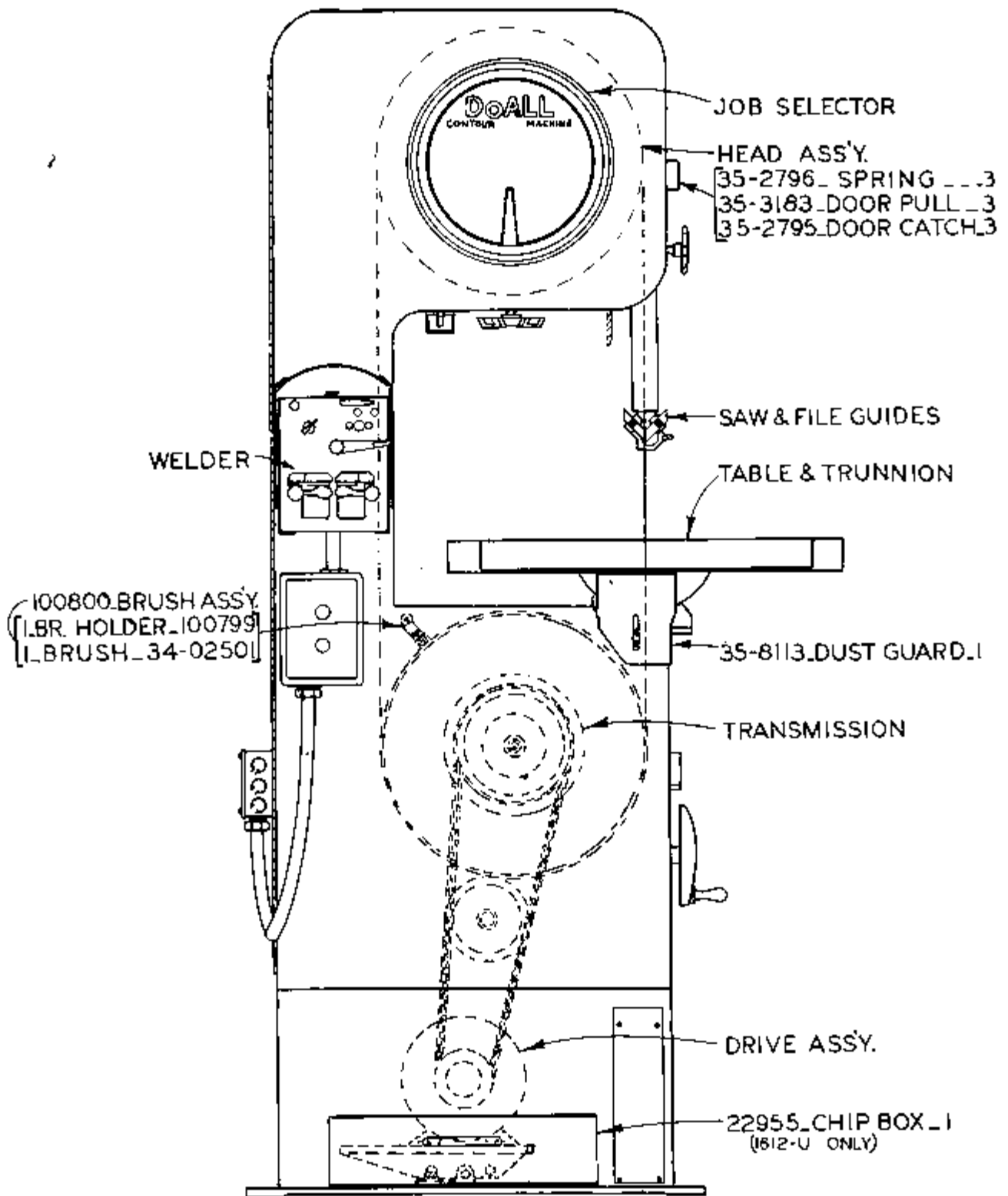


FICHE NO. C-7 CLASS Utility MODEL 1612-U SERIAL NO. 146-59101 TO 146-682367

PAGE NO.	DESCRIPTION	FIRST SERIAL	LAST SERIAL	FRAME NO.		FICHE NO.
				DWG.	P.LIST	
C-1-20	Final Assembly	ALL		A-3	A-3	
C-8-54	Air Pump	ALL		A-5	A-6	
C-7-27	Band Filer	ALL		A-7	A-7	
C-7-27	Band Polisher	ALL		A-7	A-7	
H1-19.0	Blade Shear	See Butt welder		F-9	F-10	H-2
C-1-20	Chip Brush	ALL		A-3	A-3	
C-10-33	Coolant	ALL		A-9	A-10	
C-10-28	Cutoff Attach. #2 Side Mount	ALL		A-11	A-12	
C-10-2	Disc Cutter	ALL		A-13	A-14	
C-1-20	Door Latches	ALL		A-3	A-3	
C-5-23	Drive	146-59101 to 146-61872		B-1&2	B-1&2	
C-5-39	Drive	146-61873 to END	1 of 2	B-3	B-4	
C-5-40	Drive	146-61873 to END	2 of 2	B-5	B-6	
C-5-43	Drive, Set Speed	ALL		B-7	B-8	
H1-20.0	Etching Pencil	See Butt welder		F-11	F-12	H-2
C-7-27	Filing Fixture for Small Parts	ALL		A-7	A-7	
C-2-41	Head	ALL		B-9	B-9	
C-10-22	Heavy Work Clamps	ALL		B-11&12	B-11&12	
C-10-23	Heavy Work Slides	ALL		B-13	B-14	
C-8-104	Job Selector	ALL		C-1	C-2	
C-8-3	Lamp	ALL		C-3	C-3	
C-10-15	Magnifier	ALL		C-5	C-6	
C-9-8	Power Feed, Weight Type	ALL		C-7&8	C-7&8	
C-10-20	Ratchet Feed	ALL		C-9	C-10	
C-10-6	Rip Fence	146-59101 to 146-61817		C-11	C-12	
C-10-27	Rip Fence	146-61818 to END		C-13	C-14	
C-10-33	Saw Eez Adaptor	ALL		A-9	A-10	
C-7-18	Saw Guides, Insert Type	ALL		D-1	D-2	
C-7-20	Saw Guides, Insert Type	ALL		D-3	D-4	
C-7-19	Saw Guides, Roller Type	ALL		D-5	D-6	
C-10-33	Saw Lubricator	ALL		A-9	A-10	
C-10-29	Screw Feed	ALL		D-7	D-8	
C-4-37	Spindle, Set Speed Machines	ALL		D-9	D-10	
C-3-41	Table & Trunnion	ALL		D-11	D-12	
C-3-35	Table, Gliding, Optional	ALL	1 of 2	D-13	D-14	
C-3-36	Table, Gliding, Optional	ALL	2 of 2	E-1	E-2	
C-4-19	Transmission, 50 to 5200 FPM	146-59101 to 146-631405		E-3	E-3	
C-4-40	Transmission	146-631406 to END		E-5	E-6	
C-4-20	Transmission, 50 to 1500 FPM	ALL		E-7	E-7	
C-5-36	Variable Speed Pulley	ALL		E-9	E-10	
C-5-40	Wheel, Lower	ALL		B-5	B-6	
C-2-41	Wheel, Upper	ALL		B-9	B-9	
C-10-16	Work Holding Jaws	ALL		E-13	E-14	

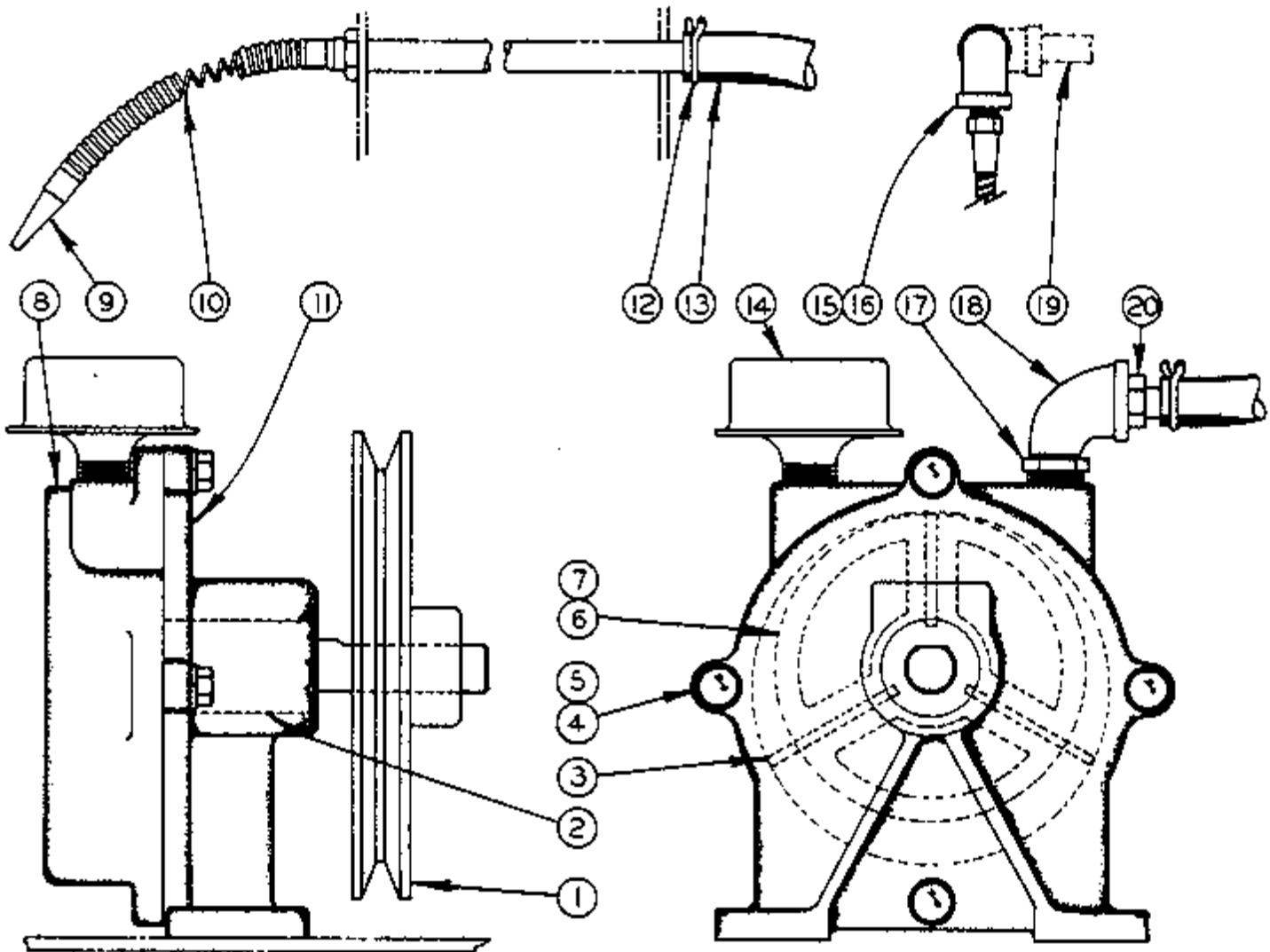


MODEL 1612-U, 16 M

C-1-20

A-3

REVISED
AND REEXAMINED
1-25-66
DE 7-29-68
SEM 4-24-72
SCS 11-14-74



AIR PUMP ASSEMBLY

AIR PUMP ASSEMBLY

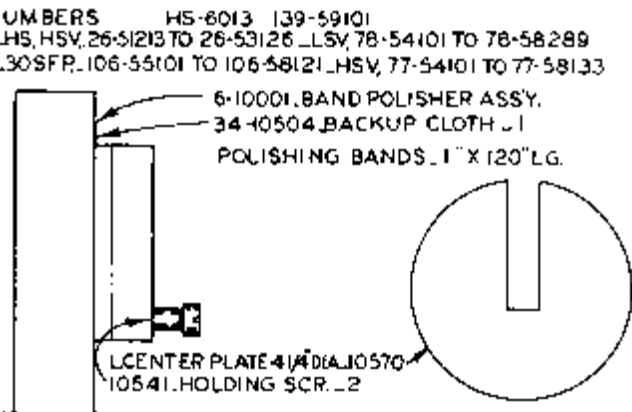
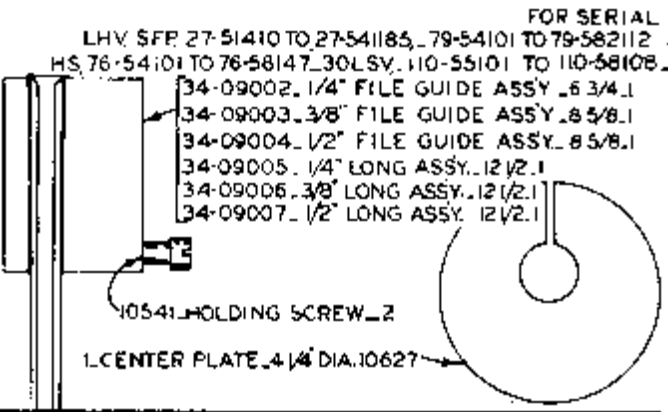
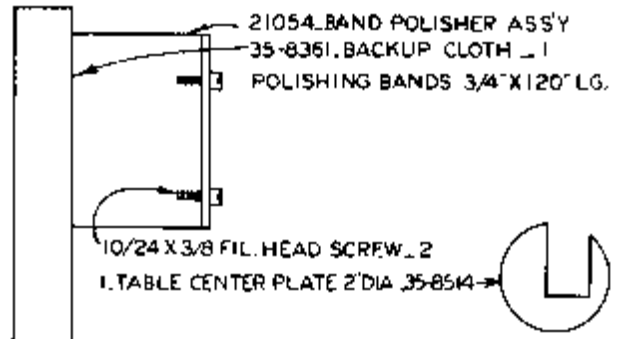
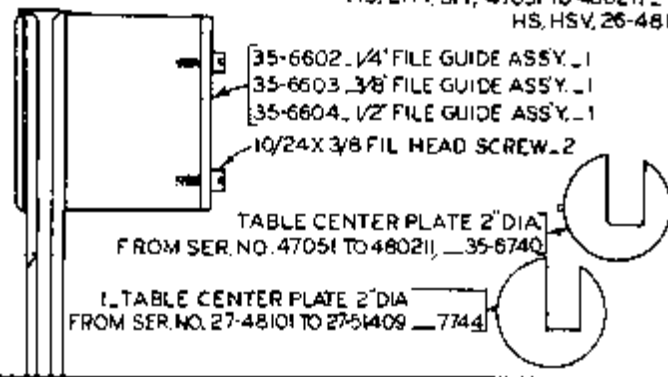
INDEX NO.	CATALOG NO.	DESCRIPTION	UNITS PER ASS'Y
Ref.	094-071594	Air Pump Assembly (Clockwise Rotation)	
Ref.	090-427089	Air Pump Assembly (Counter-Clockwise Rotation)	
*1	105-113161	. Pulley	1
2	105-114052	. Bearing	1
3	105-113195	. Vane	3
4	091-980086	. Screw, Hex. Hd. Cap 1/4-20NC x 3/4	4
5	091-993741	. Washer, Lock 1/4" I.D. Shakeproof Ext.	4
6	105-111041	. Air Pump Rotor	1
7	091-984252	. Screw, Soc. Set 1/4-20NC x 1/2"	2
8	135-067361	. Air Pump Body	1
*9	090-060732	. Air Hose (1612-1)	1
	090-040973	. Air Hose (1612-U, 3012-U, 3613-1, 1612-0)	1
*10	090-046582	. Wire Insert	1
11	135-067353	. Air Pump Cover	1
*12	090-179029	. Hose Clamp	2
*13	090-000084	. Hose	A.R.
14	105-115109	. Air Cleaner	1
*15	135-036473	. 90° Elbow (1612-U & 3012-U)	2
*16	114-145287	. Close Nipple (1612-U & 3012-U)	1
17	105-115174	. Reducer	1
18	117-135210	. Street Elbow 1/4" Std.	1
*19	090-083866	. Nipple (1612-U & 3012-U)	1
20	090-020041	. Barbed Insert	1

*NOTE: Single Starred Items Are Not Part Of Air Pump Assembly.

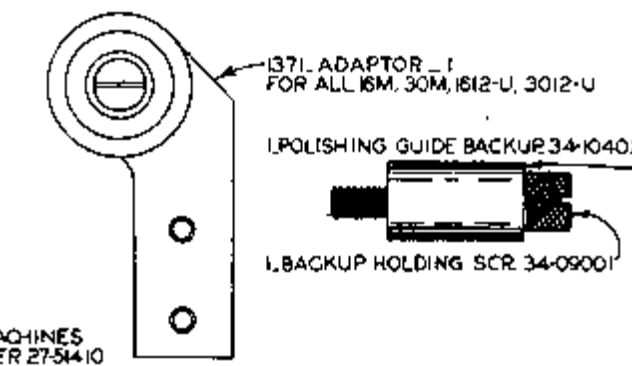
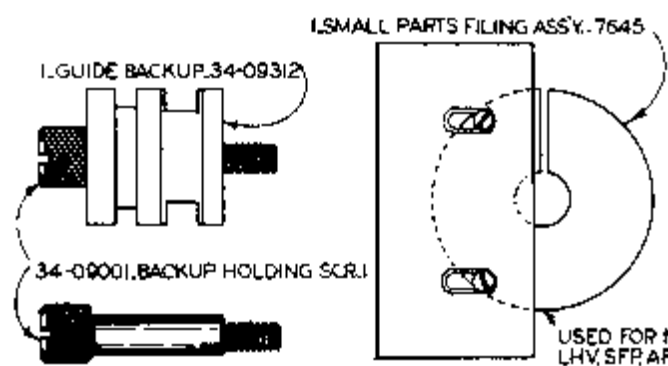
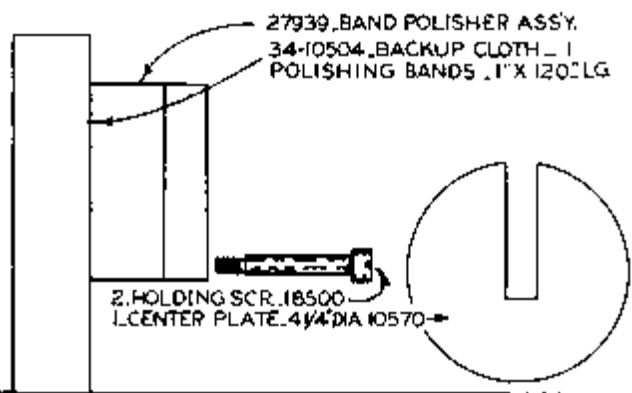
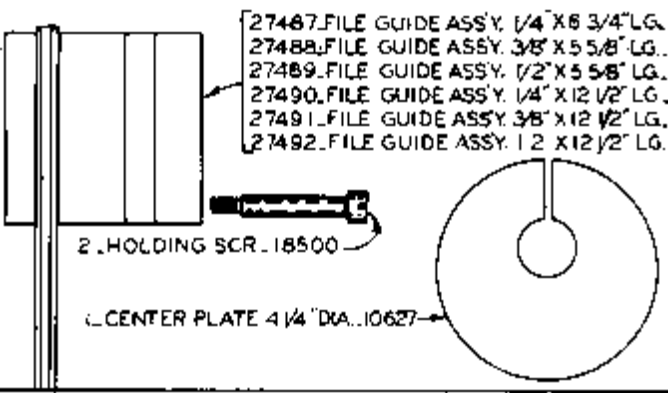
BAND FILING

FOR SERIAL NUMBERS
 HS, LHV, SFR, 47051 TO 480211, LHV, SFR 27-48101 TO 27-51409
 HS, HSV, 26-48101 TO 26-51212

BAND POLISHING

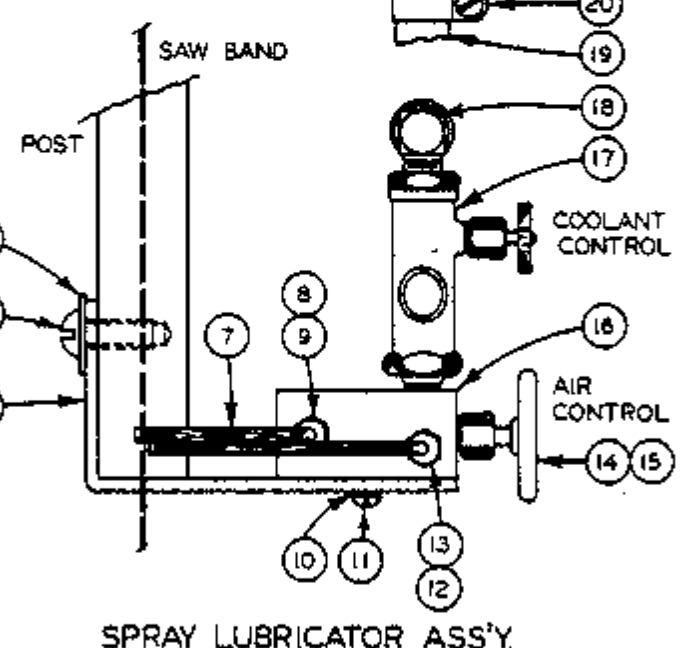
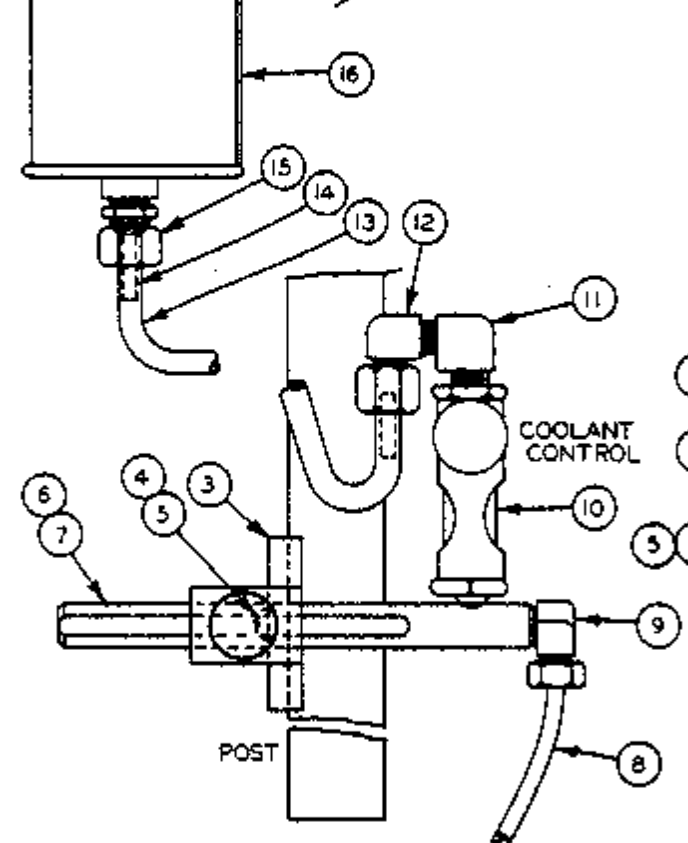
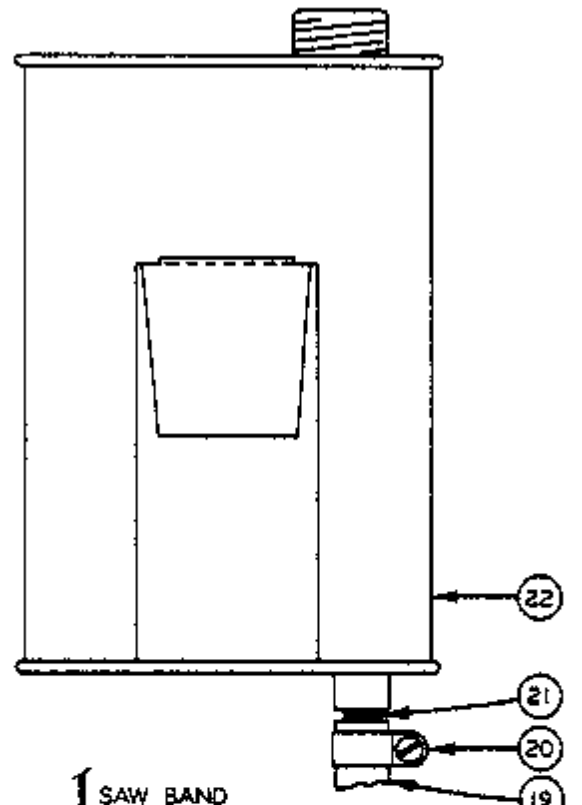
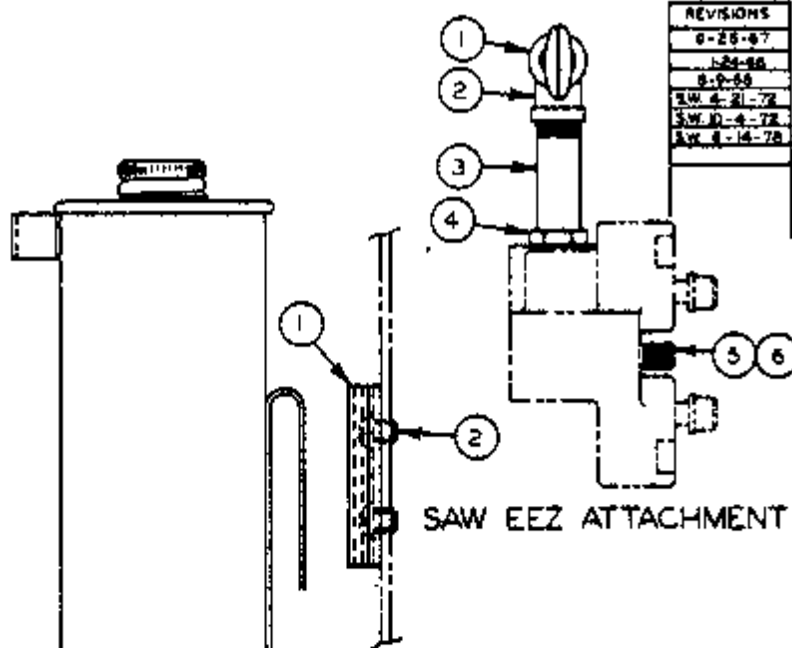


FROM SERIAL NUMBERS
 16M, 134-58101 TO 134-59587, 30M, 135-58101 TO 135-59218
 1612-U, 146-59101, 3012-U, 147-59101



FILING & POLISHING ATTCHMENTS

REVISIONS	
0-25-67	
1-24-68	
2-9-68	
SW 4-21-72	
SW 10-4-72	
SW 9-14-78	

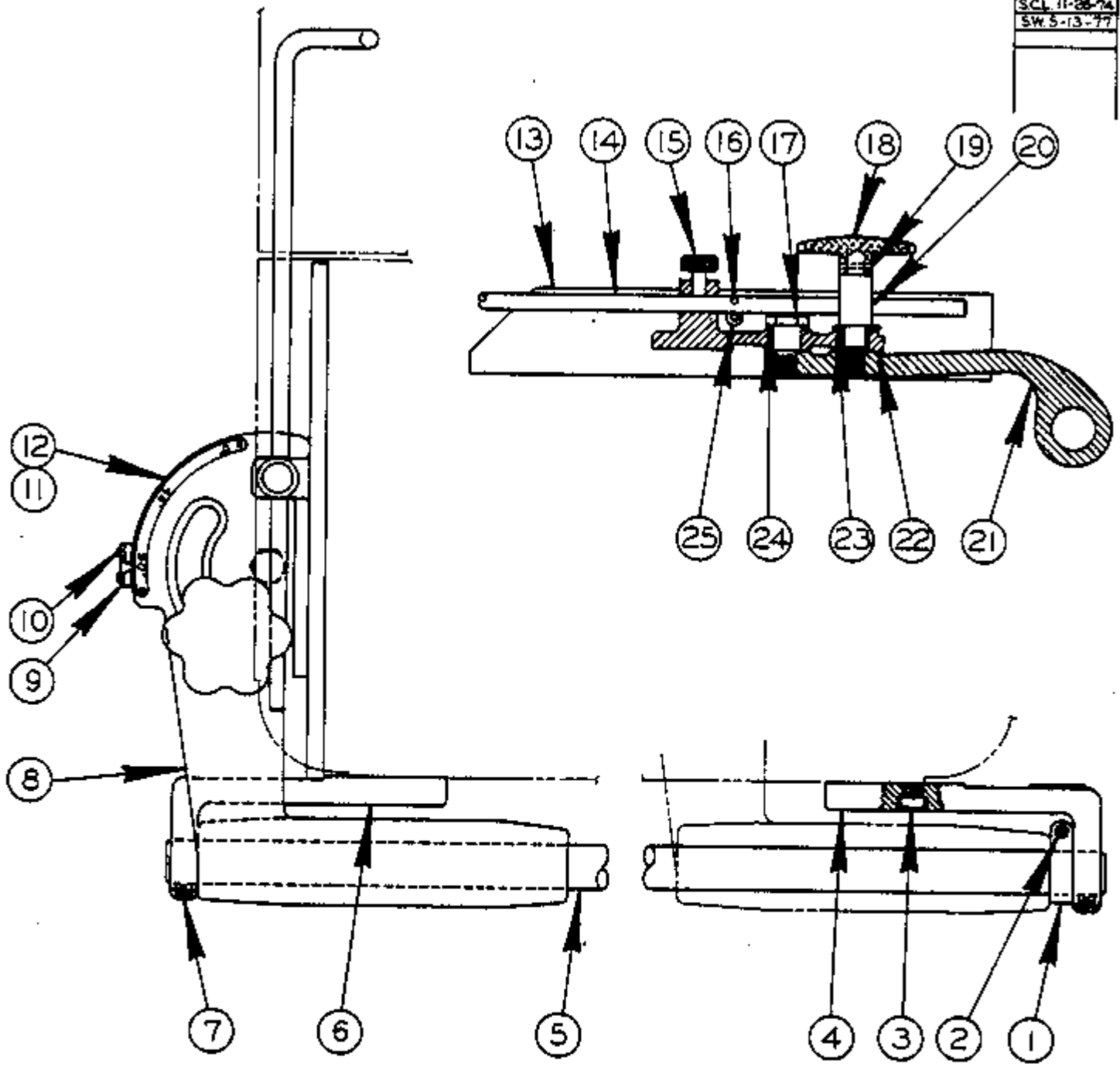


COOLANT ASSEMBLIES

COOLANT LUBRICATOR ASSEMBLIES

INDEX NO.	CATALOG NO.	DESCRIPTION	UNITS PER ASS'Y
Ref.	135-073286	Saw Lubricator Assembly (Drip)	
1	105-273049	. Holder	1
2	091-988907	. Screw, Rd. Hd. Mach. 1/4-20NC x 1/4	2
3	135-073294	. Post Holder	1
4	091-988691	. Screw, Rd. Hd. Mach. 10-24NC x 1/2	1
5	091-993196	. Washer, Lock #10Std.	1
6	135-052462	. Saw Lubricator Assembly	1
7	091-213108	. . Adjustable Slide Rod	1
8	105-273015	. . Tubing	1
9	091-140632	. . 90° Male Elbow	1
10	105-275077	. . Sight Feed Valve	1
11	091-081166	. . 90° Barbed Insert	1
12	105-045207	. . 90° Street Elbow	1
13	090-002213	. . Hose	1
14	135-021392	. . Insert	2
15	090-014002	. . Male Connector	1
16	094-027513	. . Tank Assembly	1
Ref.	135-068864	Spray Lubricator Assembly (Spray)	
1	105-273049	. Holder	1
2	091-988907	. Screw, Rd. Hd. Mach. 1/4-20NC x 1/4	2
3	091-992628	. Washer 5/16" Std.	1
4	091-989061	. Screw, Rd. Hd. Mach. 5/16-18NC x 1/2	1
5	090-406901	. Spray Lubricator Assembly	1
6	135-068906	. . Bracket	1
7	135-068930	. . Spray Tube Sub-Assembly	1
8	090-144460	. . Compression Sleeve	1
9	090-148255	. . Compression Bushing	1
10	091-993196	. . Washer, Lock #10 Std.	2
11	091-988675	. . Screw, Rd. Hd. Mach. #10-24NC x 3/8	2
12	135-068989	. . Compression Sleeve	1
13	135-068997	. . Compression Bushing	1
14	135-068914	. . Globe Valve	1
15	114-006059	. . Long Nipple	1
16	135-068922	. . Spray Head	1
17	105-275077	. . Sight Feed Valve	1
18	091-081166	. . 90° Barbed Insert	1
19	090-002213	. . Neoprene Hose 1/4" I.D.	1
20	135-068880	. . Hose Clamp	2
21	135-068872	. . Long Nipple	2
22	094-027513	. . Tank Assembly	1
Ref.	090-310442	Saw Eaz Attachment	
1	135-081495	. Saw Eaz Tube	1
2	135-036473	. Elbow	1
3	135-013514	. Nipple	1
4	107-015104	. Pipe Nut	1
5	135-004554	. Saw Lubricator Pin (For Bands 5/8" to 1"	Use
6	135-004513	. Saw Lubricator Pin (For Bands 1/16" to 1/2")	One

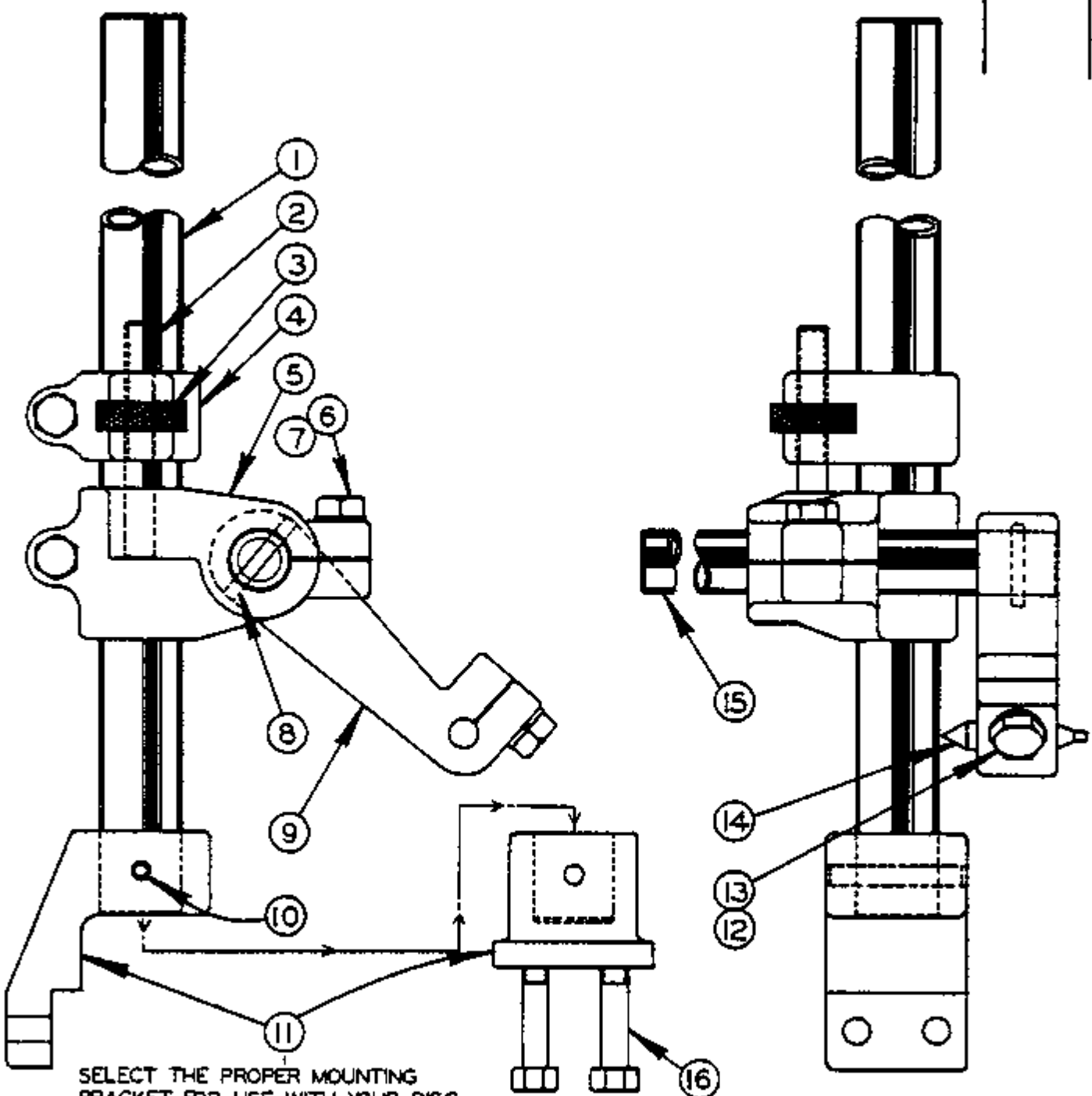
REVISED AND REDRAWN
SCL 11-28-74
SW 5-13-77



NO. 2
STANDARD CUT-OFF & MITERING ATTACHMENT
(SIDE MOUNT)

NO. 2 STD. CUT-OFF & MITERING ATTACHMENT

INDEX NO.	CATALOG NO.	DESCRIPTION	UNITS PER ASS'Y.
Ref.	090-504192	No. 2 Std. Cut-off & Mitering Attachment (20" x 20" Table)	
Ref.	090-552902	No. 2 Std. Cut-off & Mitering Attachment (24" x 24" Table)	
Ref.	090-553058	No. 2 Std. Cut-off & Mitering Attachment (26" x 26" Table)	
Ref.	090-505116	No. 2 Std. Cut-off & Mitering Attachment (30" x 30" Table)	
1	111-281093	.. Stop	1
2	091-982207	.. Screw, Soc. Hd. Cap, No.10-24NC x 1/2" (20" & 24" Tables)	1
	091-983783	.. Screw, Soc. Hd. Cap No.10-24NC x 5/16" (26" Table)	1
	091-984237	.. Screw, Soc. Hd. Set, 1/4-20NC x 5/16" (30" Table)	1
3	091-982769	.. Screw, Soc. Hd. Cap, 3/8-16NC x 1/2" (20" & 30" Tables)	4
	091-982785	.. Screw, Soc. Hd. Cap, 3/8-16NC x 3/4" (24" & 26" Tables)	4
4	090-036823	.. Rear Slide Rod Bracket (20" Table)	1
	090-295833	.. Rear Slide Rod Bracket (24", 26", & 30" Tables)	1
5	103-204061	.. Slide Rod (20" Table)	1
	104-204011	.. Slide Rod (24" Table)	1
	091-019356	.. Slide Rod (26" Table)	1
	091-019316	.. Slide Rod (30" Table)	1
6	090-036815	.. Front Slide Rod Bracket (20" Table)	1
	090-295841	.. Front Slide Rod Bracket (24", 26", & 30" Table)	1
7	091-984237	.. Screw, Soc. Hd. Set 1/4-20NC x 5/16"	2
8	090-507112	.. Miter Attachment Sub-Assembly (20" Table)	1
	090-507104	.. Miter Attachment Sub-Assembly (24" Table)	1
	090-553041	.. Miter Attachment Sub-Assembly (26" Table)	1
	090-507120	.. Miter Attachment Sub-Assembly (30" Table)	1
9	090-036766	.. Pointer	1
10	091-990086	.. Screw, Ovan Hd. Mach. No.8-32NC x 1/4" (Cad. Pltd.)	2
11	090-036724	.. Degree Plate	1
12	091-993998	.. Screw, Rd. Hd. Drive, Pk. No.4 x 1/4 Type "U"	4
13	103-203063	.. Miter Bar (20" Table)	1
	104-203013	.. Miter Bar (24" Table)	1
	091-029447	.. Miter Bar (26" Table)	1
	111-203014	.. Miter Bar (30" Table)	1
14	104-203021	.. Gauge Rod	1
15	134-174010	.. Thumb Screw	1
16	090-042540	.. Roll Pin	2
17	134-204072	.. Miter Head Pivot	1
18	090-051319	.. Handwheel	1
19	090-042292	.. Roll Pin	1
20	090-036773	.. Stud	1
21	090-405986	.. Slide Arm	1
22	090-209412	.. Miter Head	1
23	134-204106	.. Locking Stud Washer	1
24	134-204098	.. Pivot Washer	1
25	091-982363	.. Screw, Soc. Hd. Cap, 1/4-20NC x 1/2"	2



SELECT THE PROPER MOUNTING BRACKET FOR USE WITH YOUR DISC-CUTTER.

DISC CUTTER ASSEMBLY

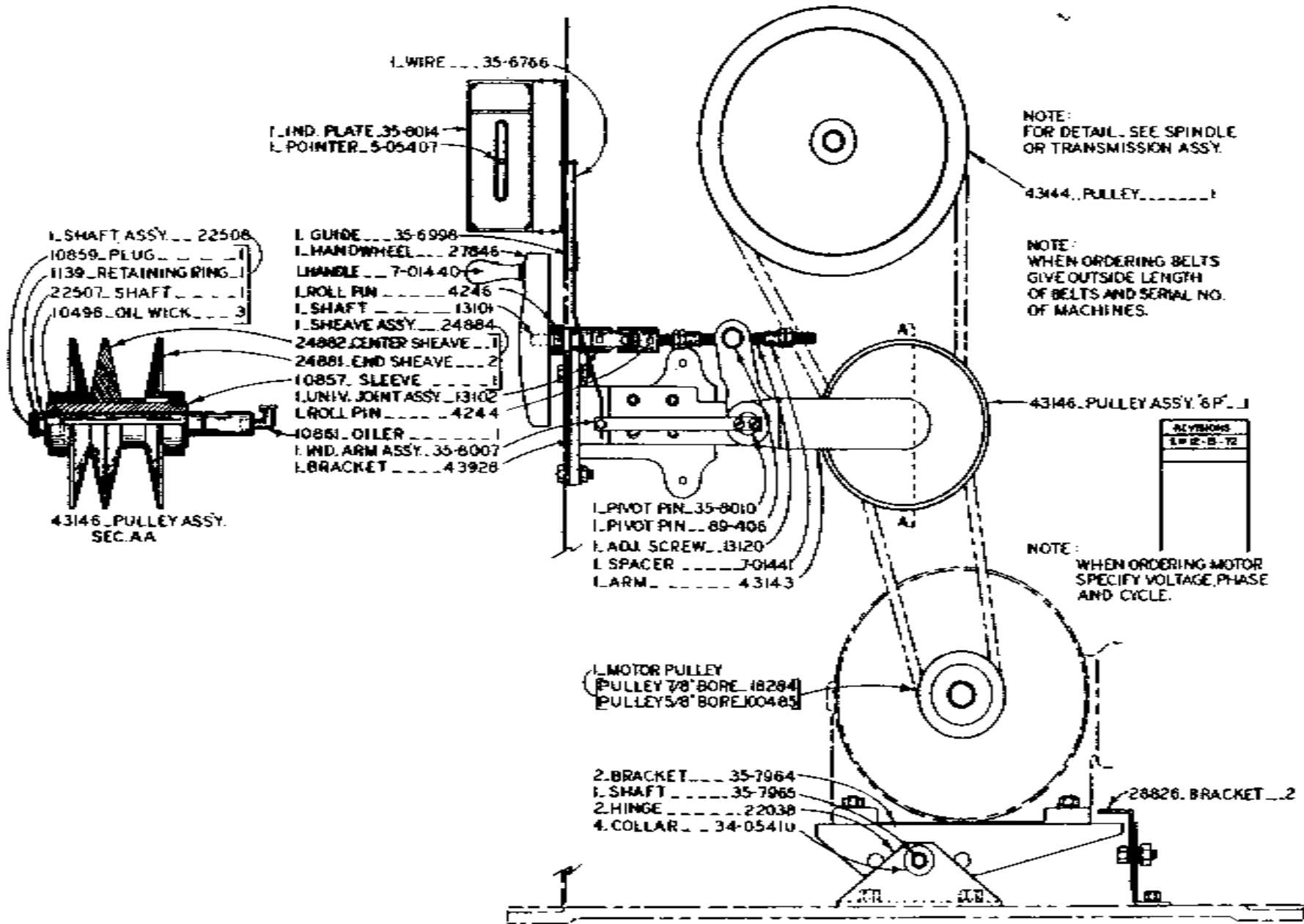
CODE NO. C-10-2

CM-9-1Z-9-4

DISC CUTTER ASSEMBLY

INDEX NO.	CATALOG NO.	DESCRIPTION	UNITS PER ASS'Y
REF.	094-020807	Disc Cutter Assembly (Contour & Contour-Matic Machines)	
REF	090-400441	Disc Cutter Assembly (Zephyr, 6013-3, 6013-H3)	
1	135-033991	. Radius Arm	1
2	105-154132	. Adjustment Screw	1
3	105-154124	. Adjustment Wheel	1
4	105-151096	. Adjustment Housing	1
5	135-034007	. Radius Arm Clamp	1
6	091-980466	. Screw, Hex. Hd. Cap 3/8-16NC x 1	3
7	091-993329	. Washer, Lock 3/8 Std.	3
8	090-042615	. Roll Pin	1
9	135-034023	. Center Pin Clamp	1
10	090-042763	. Roll Pin (Used on Ass'y #094-020807)	1
	090-042755	. Roll Pin (Used on Ass'y #090-400441)	1
11	090-390196	. Bracket (Used on Ass'y #094-020807)	1
	090-200452	. Bracket (Used on Ass'y #090-400441)	1
12	091-980292	. Screw, Hex. Hd. Cap 5/16-18NC x 1	3
13	091-993238	. Washer, Lock 5/16 Std.	3
14	105-154157	. Center Pin	1
15	135-034015	. Center Adjustment Tube	1
16	091-980334	. Screw, Hex. Hd. Cap 5/16-18NC x 2 (DZ-36 Only) ..	2
	091-980318	. Screw, Hex. Hd. Cap 5/16-18NC x 1 1/2 (All other Models)	2
	Following Items Not Shown:		
	134-203082	. Wrench	1
	091-980284	. Screw, Hex. Hd. Cap 5/16-18NC x 7/8 (Used Only on Ass'y #094-020807)	

C-5-25



1. WIRE ... 35-6766
 1. IND. PLATE ... 35-6014
 1. POINTER ... 5-05407

NOTE:
 FOR DETAIL, SEE SPINDLE
 OR TRANSMISSION ASSY.

NOTE:
 WHEN ORDERING BELTS
 GIVE OUTSIDE LENGTH
 OF BELTS AND SERIAL NO.
 OF MACHINES.

1. SHAFT ASSY. ... 22508
 10859. PLUG ... 1
 1139. RETAINING RING ... 1
 22507. SHAFT ... 1
 10498. OIL WICK ... 3

1. GUIDE ... 35-6998
 1. HAND WHEEL ... 27846
 1. HANDLE ... 7-01440
 1. ROLL PIN ... 4245
 1. SHAFT ... 13101
 1. SHEAVE ASSY. ... 24884
 24882. CENTER SHEAVE ... 1
 24881. END SHEAVE ... 2
 10857. SLEEVE ... 1
 1. UNIV. JOINT ASSY. ... 13102
 1. ROLL PIN ... 4244
 10861. OILER ... 1
 1. IND. ARM ASSY. ... 35-8007
 1. BRACKET ... 43928

43144. PULLEY ... 1

ALYBONS
1. 12-B-72

NOTE:
 WHEN ORDERING MOTOR
 SPECIFY VOLTAGE, PHASE
 AND CYCLE.

1. PIVOT PIN ... 35-8010
 1. PIVOT PIN ... 89-406
 1. ADJ. SCREW ... 13120
 1. SPACER ... 7-01441
 1. ARM ... 43143

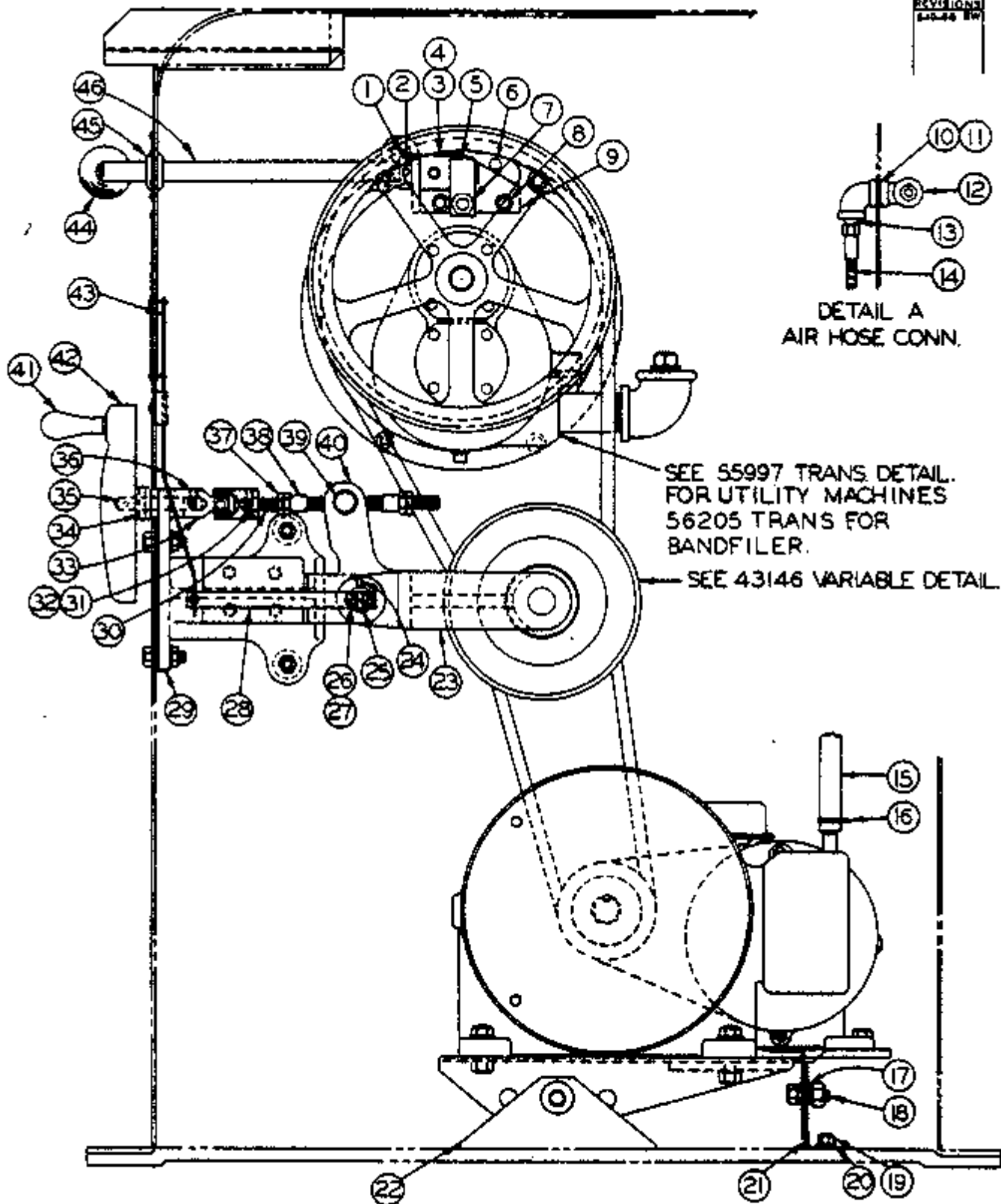
1. MOTOR PULLEY
 PULLEY 7/8" BORE ... 18294
 PULLEY 5/8" BORE ... 100485

2. BRACKET ... 35-7964
 1. SHAFT ... 35-7965
 2. HINGE ... 22038
 4. COLLAR ... 34-05410

28826. BRACKET ... 2

VARIABLE DRIVE ASSY.
 MODELS 1612-U & 3012-U

MODEL	FIRST MACH.	LAST MACH.
1612-U	149-3804	188-61832
3012-U	147-3804	187-61826
BT	131-58101	138-62220



VARIABLE DRIVE ASSY.

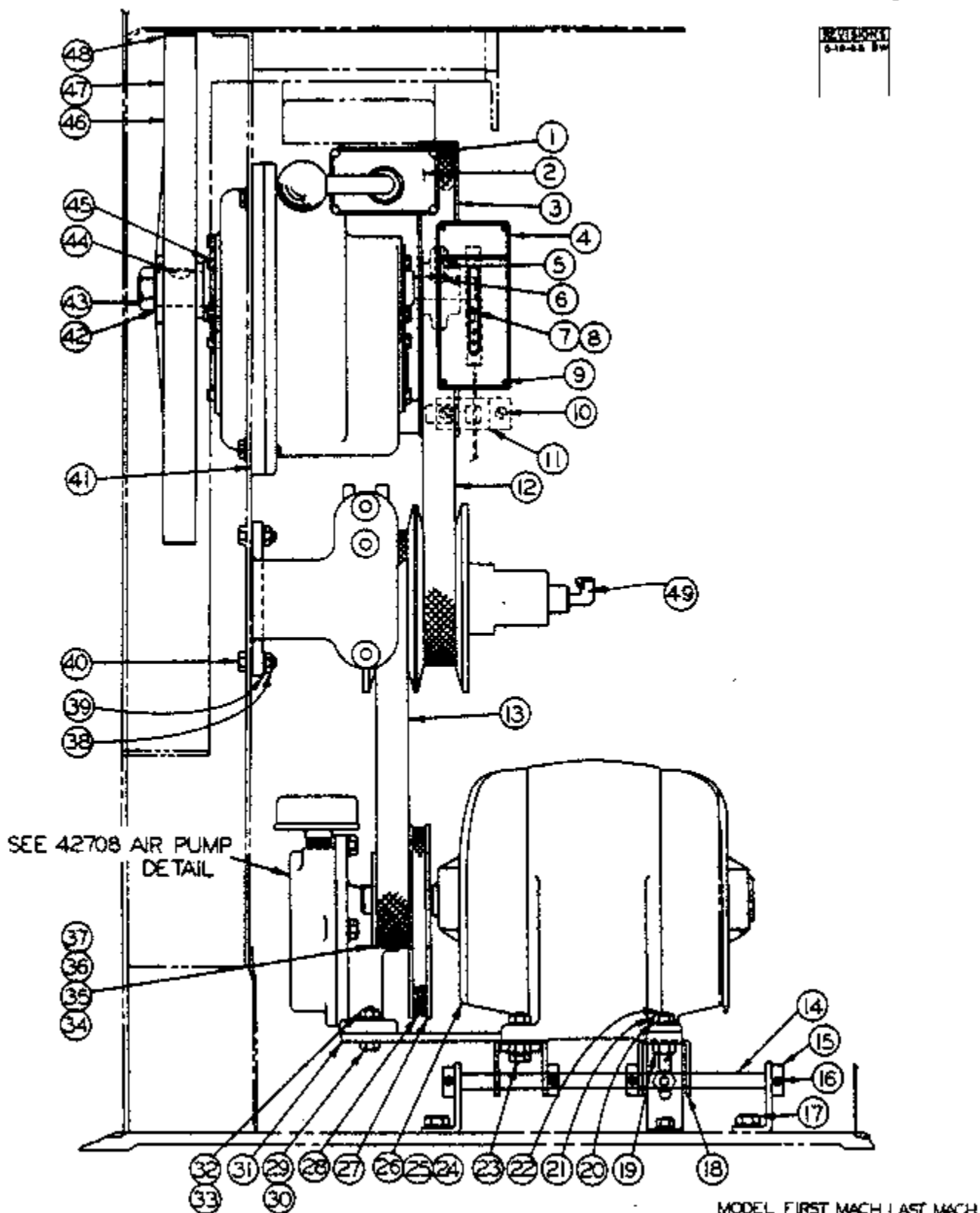
MODEL	FIRST MACH	LAST MACH
1612-U	145-61873	
3012-U	147-61427	
BF	136-62221	136-67279

PRINTED IN U.S.A.

TITLE
DRIVE ASS'Y.

CODE NO. C-5-39

INDEX NO.	PART NO.	DESCRIPTION	UNITS PER ASS'Y.							
			1	2	3	4	5	6	7	
	54362	Drive Ass'y. (Bandfiler)								1
	54360	Drive Ass'y. 1612-U & 3012-U								1
1	8-04415	Collar								1
2	Comm.	Soc. Hd. Set Scr. 1/4-20 NC x 1/4								2
3	8-04404	Eccentric								1
4	4259	Roll Pin								1
5	35-8562	Shifter Segment								1
6	35-8695	Dowel Pin								1
7	Comm.	Hex Nut 3/8-16 NC								1
8	Comm.	Soc. Hd. Cap Scr. 1/4-20 NC x 1/2								2
9	35-6290	Bracket								1
10	8386	Coolant Nipple								1
11	Comm.	Washer 7/16 Std.								As req.
12	35-3647	Elbow 90°								2
13	14-14528	Close Nipple								1
14	4097	Air Hose								1
15	10994	Hose 3/8 x 5/8 x 64 in.								1
16	17902	Hose Clamp								2
17	Comm.	Washer 5/16 Std.								2
18	Comm.	Hex Hd. Cap Scr. 5/16-18 NC x 1-1/4 in.								1
19	Comm.	Hex Hd. Cap Scr. 3/8-16 NC x 1/2 in.								1
20	Comm.	Lockwasher 3/8 Std.								5
21	28826	Bracket								2
22	31455	Hinge Bracket								2
23	27979	Variable Speed Control Ass'y.								1
24	Comm.	Soc. Set Scr. 5/16-18 NC x 3/8 in.								1
25	35-8010	Pivot Pin								1
26	Comm.	Rd. Hd. Mach. Scr. 10-24 NC x 1/2 in.								4
27	Comm.	Lock Washer #10 Std.								4
28	35-8007	Indicator Arm Ass'y.								1
29	43928	Variable Bracket								1
30	13120	Variable Adj. Screw								1
31	Comm.	Soc. Hd. Set Scr. 1/4-20 NC x 1/4								1
32	4244	Roll Pin								1
33	13102	Universal Joint Ass'y.								1
34	4246	Roll Pin								1
35	13101	Hand Wheel Shaft								1
36	Comm.	Soc. Hd. Set Scr. 1/4-20 NC x 1/4								1
37	Comm.	Jam Nuts 3/8-16 NC								4
38	7-01441	Spacer								2
39	89-408	Pivot Pin								1
40	43143	Variable Arm								1
41	7-01440	Hand Wheel Handle								1
42	27846	Hand Wheel								1
43	35-8766	Wire								1
44	34-13508	Ball								1
45	10623	Grommet								1
46	35-8289	Lever								1



VARIABLE DRIVE ASSY.

MODEL	FIRST MACH	LAST MACH
1612-U	146-61873	
3012-U	147-61427	
BF	36-62221	36-67279

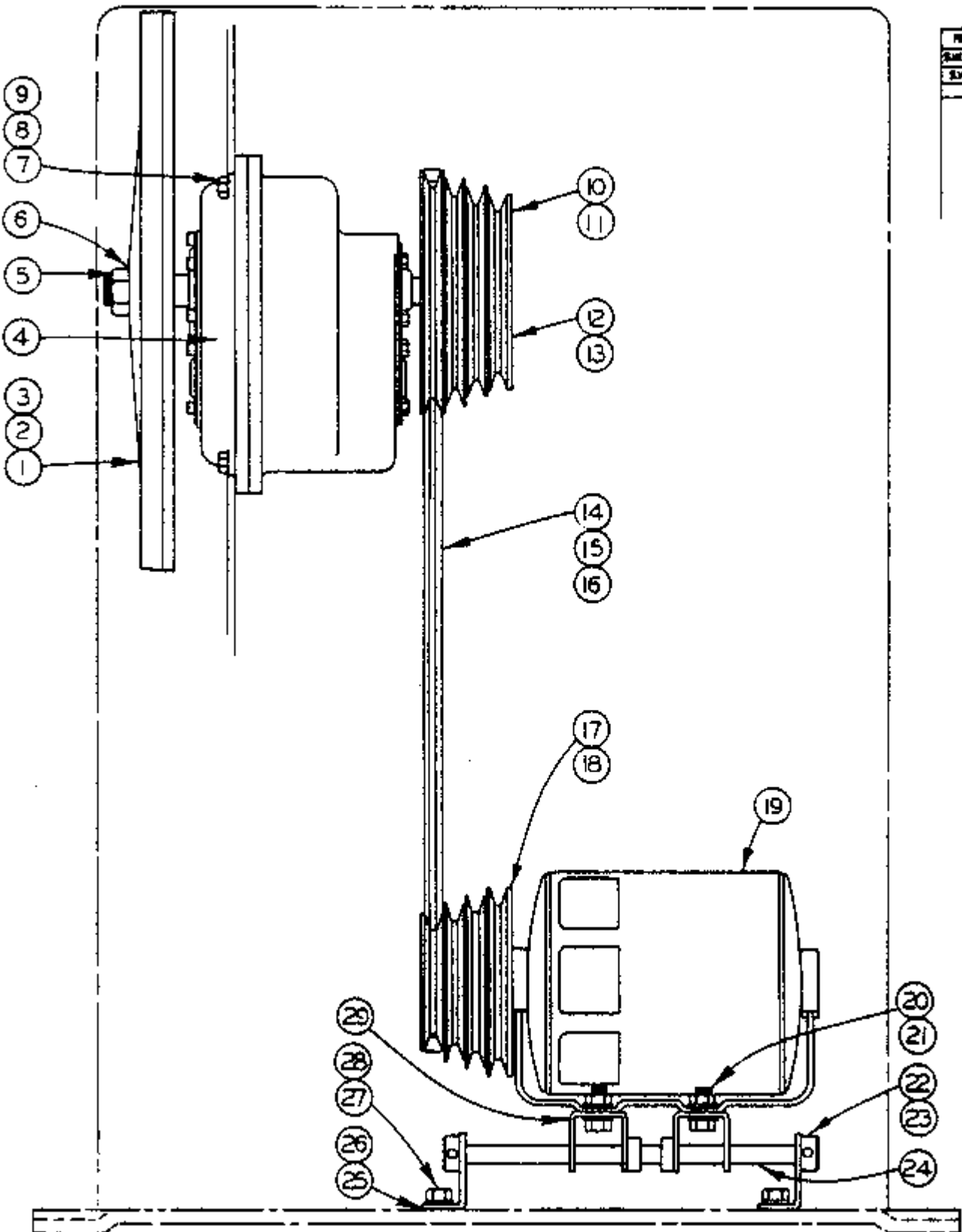
PRINTED IN U.S.A.

TITLE
DRIVE ASSEMBLY

CODE NO.

INDEX NO.	PART NO.	DESCRIPTION	UNITS PER ASS'Y.							
			1	2	3	4	5	6	7	
	54362	Drive Ass'y. (Bandfiler)								1
	54360	Drive Ass'y. (Cont.)								1
1	Comm	Drive Screw P.K.U. #2 x 1/4								4
2	100844	Escutcheon								1
3	43144	Pulley								1
4	35-8014	Indicator Plate								1
5	Comm.	Soc. Hd. Set Scr. 5/16-18 NC x 1 in.								1
6	7-01345	Key								1
7	5-05407	Pointer								1
8	Comm.	Soc. Hd. Set Scr. 4-40 NC x 1/4 in.								1
9	Comm.	Drive Screw P.K. U. #2 x 1/4								4
10	Comm.	Hex Nut 10-24 NC								2
11	35-8998	Guide								1
12	18219	Belt (Gates #R.V.S. 537)								1
13	18218	Belt (Gates #R.V.S. 536)								1
14	35-7965	Shaft								1
15	34-05410	Collar								4
16	Comm.	Soc. Hd. Set Scr. 1/4-20NC x 1/4								4
17	Comm.	Hex Hd. Cap Scr. 3/8-16 NC x 3/4								4
	45027	Motor & Base Ass'y.								1
18	35-7964	Bracket								2
19	Comm.	Washer 3/8 Std.								8
20	Comm.	Lock Washer 3/8 Std.								4
21	Comm.	Hex Nut 3/8-16 NC								4
22	Comm.	Hex Hd. Cap Scr. 3/8-16 NC x 1 in.								3
23	Comm.	Hex Hd. Cap Scr. 3/8-16 NC x 1-1/4 in.								1
24	14923	Motor (1 hp, 1750 rpm) Specify Make, Model								SELECT
25	14922	Motor (3/4 hp, 1750 rpm) hp, voltage, phase &								ONE
26	13596	Motor (1/2 hp, 1750 rpm) cycle when ordering.								ONE
27	5-11318	Pulley								1
28	5-11520	Belt (Dayco Rubber Products Div. #4L250)								1
29	Comm.	Hex Hd. Cap Scr. 1/4-20NC x 1 in.								2
30	Comm.	Washer								2
31	21381	Base								1
32	Comm.	Hex Nut 1/4-20 NC								2
33	Comm.	Lock Washer 1/4 Std.								2
34	18284	Pulley (60 cycle) 3 O.D. 7/8 shaft								SELECT
35	100485	Pulley (60 cycle) 3 O.D. 5/8 shaft								ONE
36	18272	Pulley (50 cycle)								ONE
37	Comm.	Soc. Hd. Set. Scr. 1/4-20NC x 3/8								1
38	Comm.	Hex Nut 5/16 Std.								5
39	Comm.	Lock Washer 5/16 Std.								9
40	Comm.	Hex Hd. Cap Scr. 5/16-18 NC x 1 in.								8
41	5-04313	Shim								As Req.
42	Comm.	Washer 3/4 Std.								1
43	Comm.	Jam Nut 3/4 - 10 NC								1
44	5-04604	Key								1
45	35-6280	Spacer								1
46	21864	Lower Wheel Ass'y.								1
47	41003	Lower Wheel								1
48	35-6154	Tire								1
49	10861	Oiler								1

REVISIONS	
REV 2-1-66	
REV 4-15-78	



FOUR SPEED FIXED DRIVE

C - 5 - 43

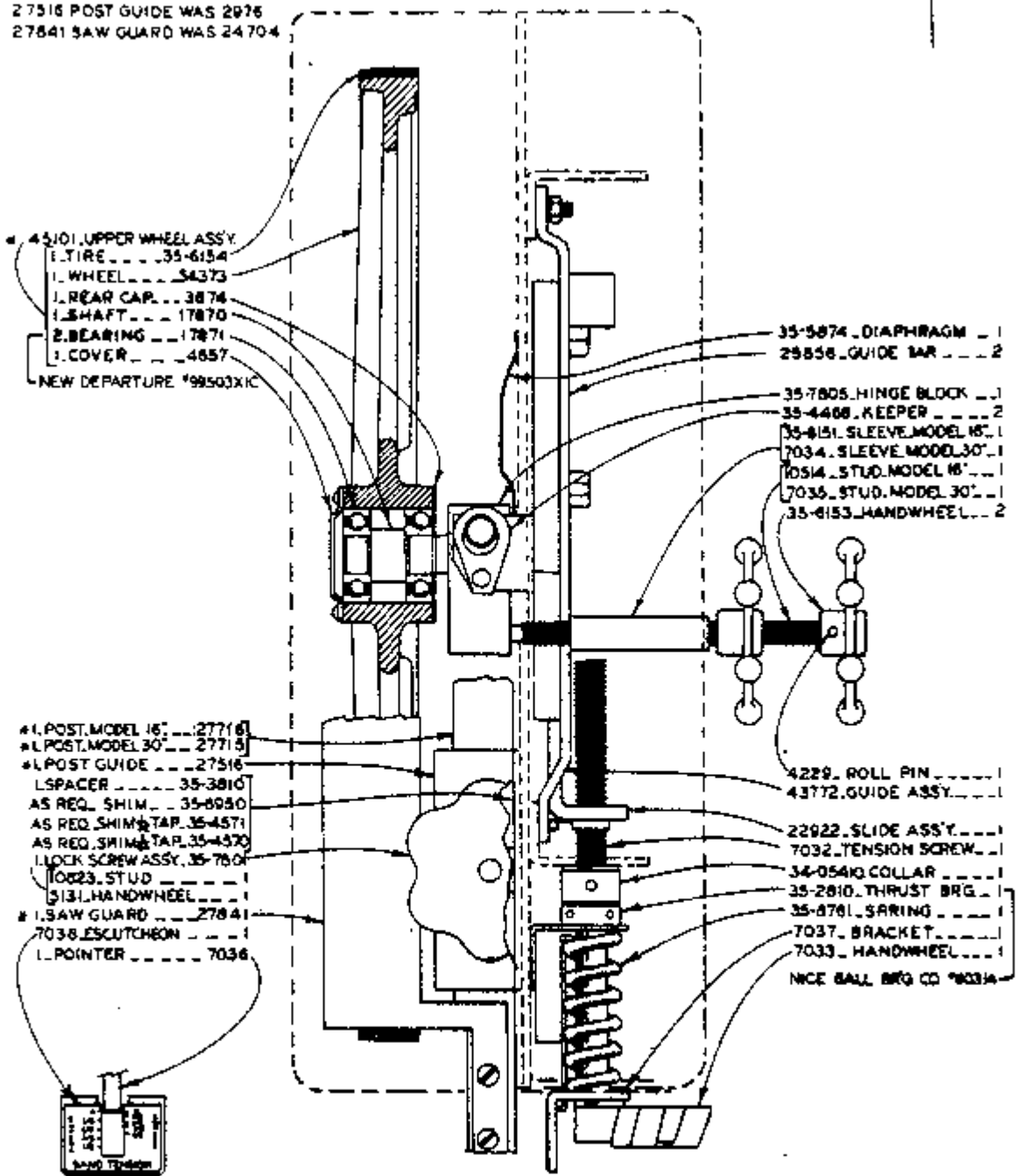
MODEL	FIRST MACH.	LAST MACH.
3613-0	244-65101	244-68192
1612-0	209-62101	209-681820
1612-U	146-59101	146-682367
3012-U	147-59101	147-681104

FIXED DRIVE ASSEMBLY

INDEX NO.	CATALOG NO.	DESCRIPTION	UNITS PER ASS'Y
Ref.	54601	MULTI SPEED FIXED DRIVE ASSEMBLY	
1	090-294539	. Lower Wheel Sub-Assembly(1612-0)	1
2	090-218645	. Wheel Assembly (3613-0)	1
3	105-046049	. Key	1
4	090-545963	. Spindle Assembly (See Detail)	1
5	091-991406	. Nut, Hex. Jam 3/4-10NC	1
6	091-993063	. Washer 3/4 Std.	1
7	091-980300	. Screw, Hex. Hd. Cap 5/16-18NC x 1 1/4	4
8	091-993014	. Washer 5/16 Std.	8
9	105-043137	. Shim	A.R.
10	105-046023	. Woodruff Key	2
11	091-982421	. Screw, Soc. Hd. Cap 1/4-20NC x 1	2
12	090-451139	. Input Pulley (Multi-Speed)	1
13	090-183708	. Input Pulley (Fixed Speed)	1
14	090-028614	. Belt (Multi-Speed)	1
15	135-073484	. Belt (Fixed Speed 1612-0)	1
16	135-090454	. Belt (Fixed Speed 3613-0)	1
17	090-451121	. Motor Pulley (Multi-Speed)	1
18	090-083007	. Motor Pulley (Fixed Speed)	1
19		. Motor (Specify Make, Model, hp,v, etc.)	1
20	091-980276	. Screw, Hex. Hd. Cap 5/16-18NC x 3/4	4
21	091-993238	. Washer, Lock 5/16 Std.	4
22	134-054105	. Collar	4
23	091-984252	. Screw, Soc. Set 1/4-20NC x 1/2	4
24	135-079655	. Shaft	1
25	090-325325	. Spacer (1612-0)	2
26	090-314550	. Hinge	2
27	091-993329	. Washer, Lock 3/8 Std.	4
28	091-980441	. Screw, Hex. Hd. Cap 3/8-16NC x 3/4	4
29	135-079648	. Motor Bracket	1

NOTE:
 BEFORE SERIAL NO. 1612-U 146-80265 & 3012-U 147-80135
 54101 UPPER WHEEL ASSY. WAS 35-7806
 27716 POST WAS 24703
 27715 POST WAS 22924
 27316 POST GUIDE WAS 2976
 27841 SAW GUARD WAS 24704

REVISED	
8-11-67	MS



- # 45101 UPPER WHEEL ASSY.
- 1 TIRE 35-6154
- 1 WHEEL 54373
- 1 REAR CAP. 3874
- 1 SHAFT 17870
- 2 BEARING 17871
- 1 COVER 4857
- NEW DEPARTURE #98503XIC

- 35-5874 DIAPHRAGM 1
- 29858 GUIDE BAR 2
- 35-7805 HINGE BLOCK 1
- 35-4468 KEEPER 2
- 35-8151 SLEEVE MODEL 16 1
- 7034 SLEEVE MODEL 30 1
- 7054 STUD MODEL 16 1
- 7035 STUD MODEL 30 1
- 35-8153 HANDWHEEL 2

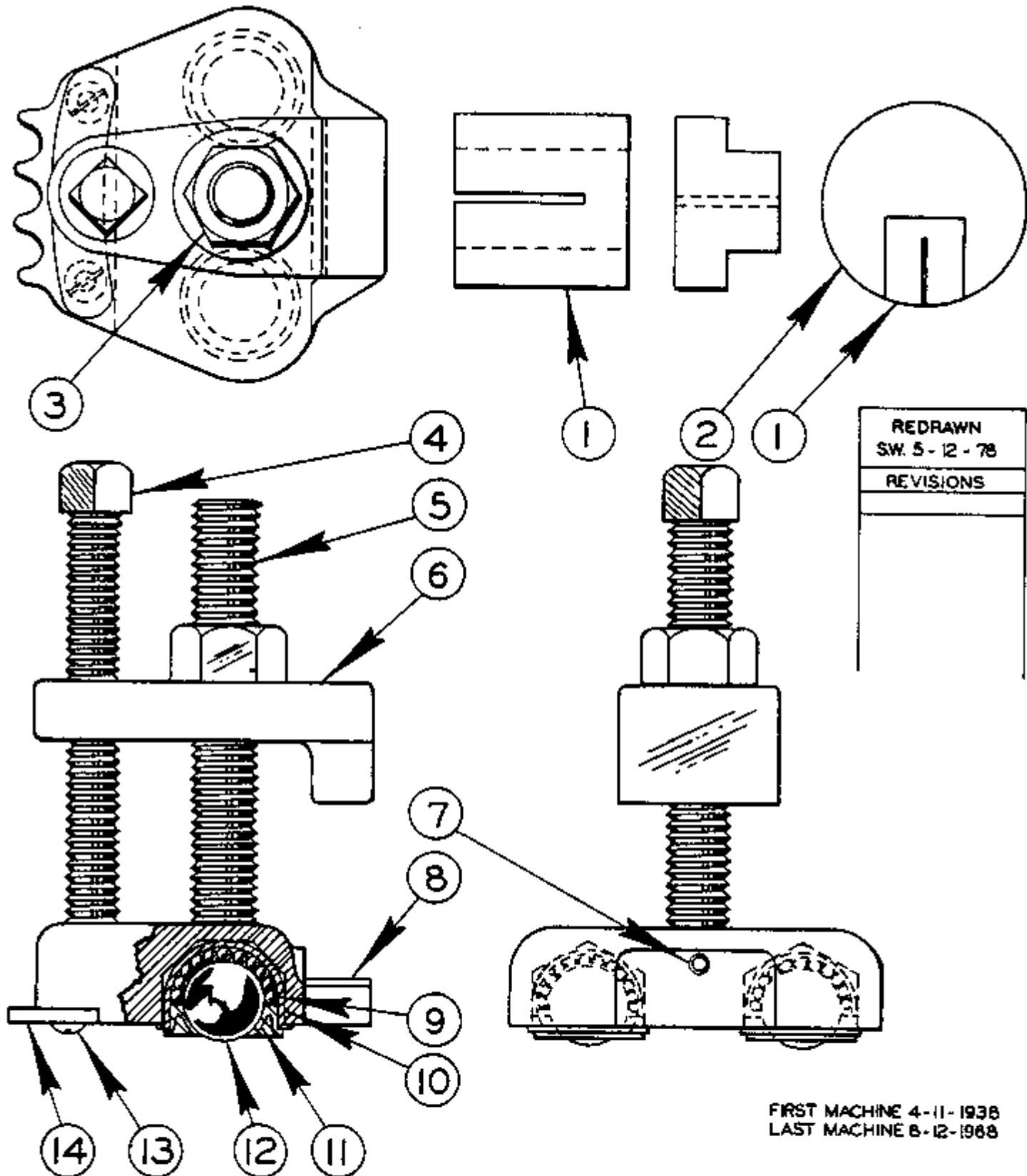
- # 1 POST MODEL 16 27716
- # 1 POST MODEL 30 27715
- # 1 POST GUIDE 27316
- 1 SPACER 35-3810
- AS REQ. SHIM 35-8980
- AS REQ. SHIM & TAP 35-4571
- AS REQ. SHIM & TAP 35-4570
- 1 LOCK SCREW ASSY. 35-7804
- 10823 STUD 1
- 5131 HANDWHEEL 1
- # 1 SAW GUARD 27841
- 7038 ESCUTCHEON 1
- 1 POINTER 7036

- 4229 ROLL PIN 1
- 43772 GUIDE ASSY. 1
- 22922 SLIDE ASSY. 1
- 7032 TENSION SCREW 1
- 34-05410 COLLAR 1
- 35-2810 THRUST BRG. 1
- 35-8781 SPRING 1
- 7037 BRACKET 1
- 7033 HANDWHEEL 1
- NICE BALL BRG CO #80314



HEAD ASSEMBLY
 MODELS 1612-U , 3012-U, U-16.

MODEL	FIRST MACH	LAST MACH
1612-U	146-89901	
3012-U	147-89901	
U-16	17-89902	



FIRST MACHINE 4-11-1938
LAST MACHINE 8-12-1968

HEAVY PARALLEL WORK CLAMP ASSEMBLY

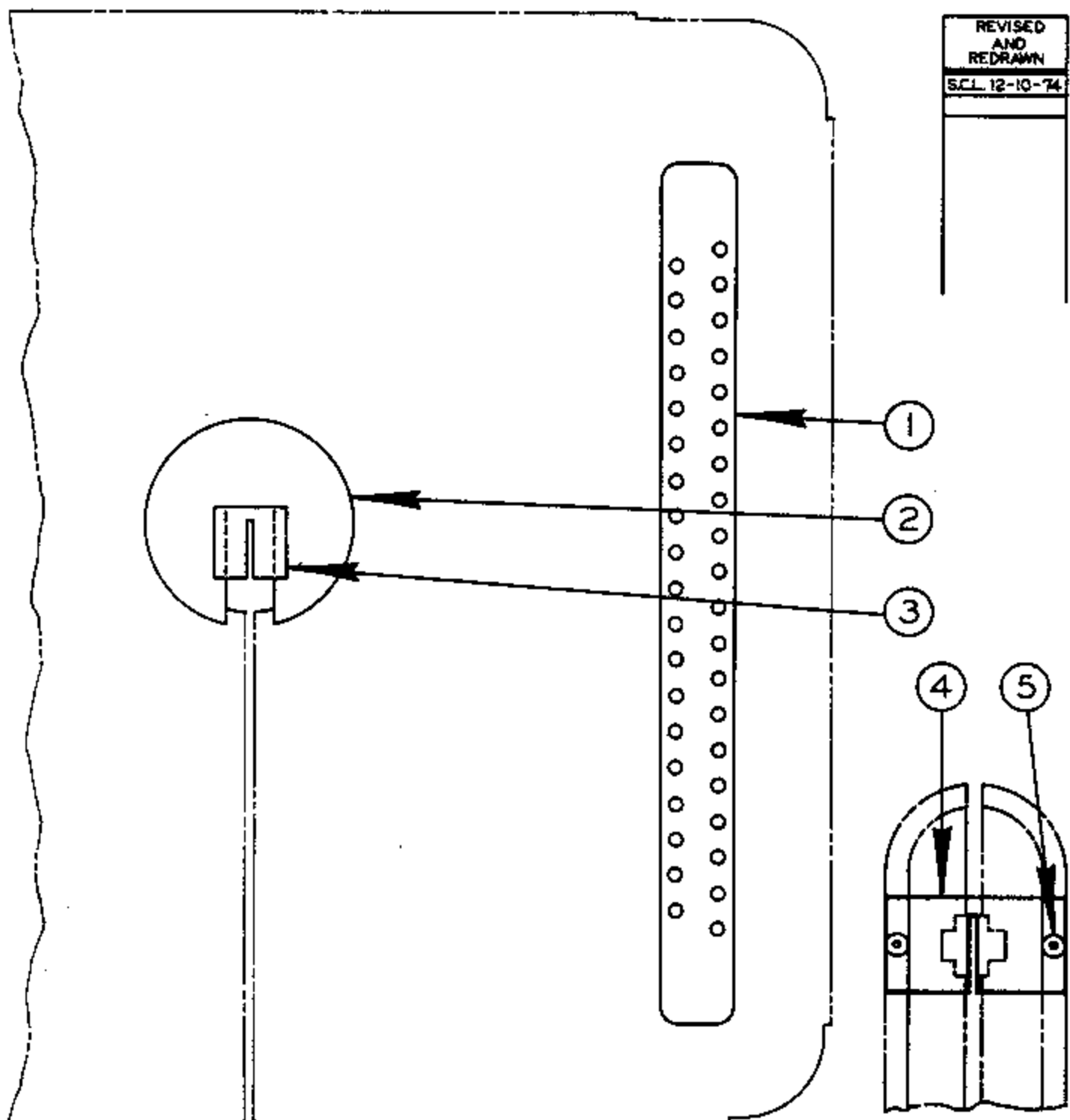
C-10-22 CM-10-B Z-10-11

PRINTED IN U.S.A.

HEAVY
PARALLEL WORK CLAMP ASSEMBLY

INDEX NO.	CATALOG NO.	DESCRIPTION	UNITS PER ASS'Y
Ref.	106-240047	Parallel Work Clamp Assembly	
1	106-244130	. Center Support (1" Slot)	Use
	135-008787	. Center Support (1-1/4" Slot)	One
2	090-279506	. Center Plate (4-1/2" Dia.)	1
Ref.	135-051746	. Parallel Work Clamp Sub-Assembly	4
3	091-991356	. . Nut, Hex, 5/8-11NC	1
4	106-245087	. . Screw, Sq. Hd. Set	1
5	106-244155	. . Clamp Stud	1
6	106-243074	. . Parallel Arm Weldment	1
7	091-984112	. . Screw, Soc. Hd. Set #10-24NC x 3/8.....	1
8	106-241078	. . Clamp Body	1
9	106-245053	. . Ball	130
10	106-243066	. . Ball Cup	2
11	135-037976	. . Ball Retaining Ring	2
12	106-245046	. . Ball	2
13	091-988691	. . Screw, Rd. Hd. Mach. #10-24NC x 1/2	2
14	105-133136	. . Work Holding Jaw Sprocket (1/2" Pitch)	Use
	106-233372	. . Work Holding Jaw Sprocket (3/16" Pitch)	One

REVISED
AND
REDRAWN
SCL 12-10-74



HEAVY WORK SLIDES

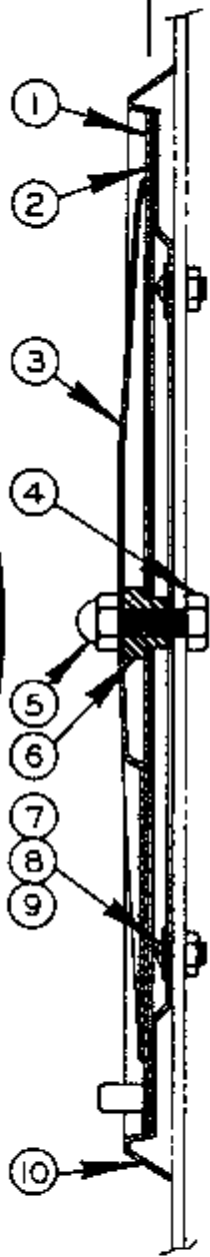
C-10-23 CM-10-33 Z-10-12

C-9

PRINTED IN U.S.A.

HEAVY WORK SLIDES

INDEX NO.	CATALOG NO.	DESCRIPTION	UNITS PER ASS'Y
Ref.	090-450040	Heavy Work Support Assembly (1612, 1612-0, 1612-1, 2013, 2013-0, 2013-10, 2612-1, 2614-1, 3612, 3612-1, 3613-0, 3613-10, 3613-1, 2013-1)	
Ref.	135-052470	Heavy Work Support Assembly (1613-2, 2613-2, 3613-2, 6013-2, ZS-3620, ZV-3620, ZW-3620)	
Ref.	094-006921	Heavy Work Slide Assembly (2612-2H)	
1	106-233190	. Work Transport Bar	2
2	090-279506	. Center Plate (Assembly #090-450040 Only)	1
3	106-234529	. Center Support (Assemblies #090-450040 & 135-052470)	1
4	091-178145	. Center Support (Assembly #094-006921 Only)	1
5	091-983205	. Screw, Fl Hd. Soc. Cap 1/4-20NC x 3/4 (Assembly #094-006921 Only)	2



JOB SELECTOR ASSEMBLY

C-8-104 CM-B-53 Z-6-54

PRINTED IN U.S.A.

JOB SELECTOR

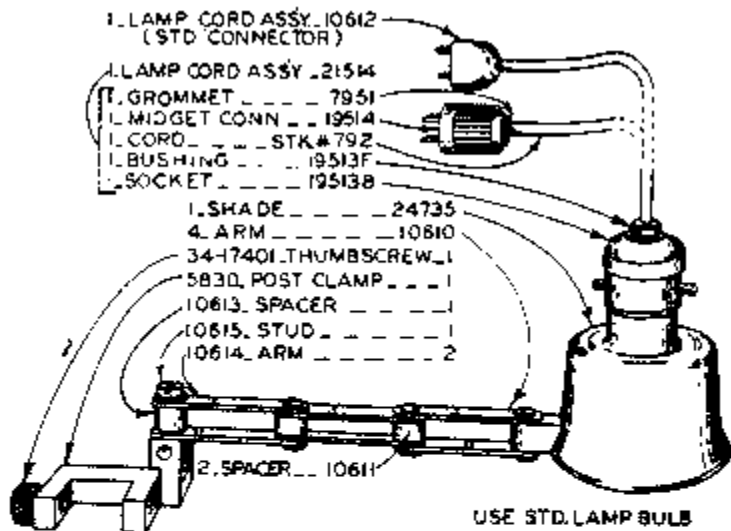
INDEX NO.	CATALOG NO.	DESCRIPTION	UNITS PER ASS'Y
Ref.	090-468174	Job Selector (1612-U, 3012-U, 1611-H, 2612-1H, 2013, 2013-0, 2012-A, 2012-AT, 1612-0, 3613-0, 1612, 3612, 2013-1, 2013-10, 2012-1A, 2012-1AT, 3612-1H, 3612-1, 3613-10)	
*Ref.	090-435603	Job Selector (1612-1, 3613-1, 2612-1, 2613-2, 6013-2, 2618-4, HS-6013, ZW-3620, ZV-3620, ZS-3620)	
1	090-220781	. Job Selector Dial	1
2	106-143043	. Outer Edge Felt	4
3	094-008380	. Job Selector Plate	1
4	091-990283	. Screw, Truss Hd. Mach. 5/16-18NC x 3/4	1
	*091-980276	. Screw, Hex. Hd. Cap 5/16-18NC x 3/4	1
5	090-044496	. Acorn Nut 5/16-18NC	1
6	106-144017	. Bushing	Use
	*090-027012	. Bushing	One
*7	091-988907	. Screw, Rd. Hd. Mach. 1/4-20NC x 1/4	4
*8	091-993741	. Washer, Lock Shakeproof 1/4 Internal	4
*9	091-991141	. Nut, Hex. Jam 1/4-20NC	4
*10	090-426727	. Job Selector Frame	1

NOTE: Job Selectors #090-468174 & #090-435603, First Used 9/17/62. Before This Date #094-008380 Plate and #090-220781 Dial, Must Be Replaced Together As A Unit.

*NOTE: Starred Items Used Only On Assembly #090-435603.

*NOTE: Last Used On Models:

MODEL	LAST MACH.
1613-2	150-69593
3613-2	151-69515
1612-3	152-691017
2613-3	198-69361
3612-3	153-691054
6013-3	199-70125
1612-H	288-69204
2612-H	284-69135
2612-2H	206-69308
3612-H	272-69152



- 1. LAMP CORD ASSY. 10612 (STD CONNECTOR)
- 1. LAMP CORD ASSY. 21514
- 1. GROMMET --- 7951
- 1. MIDGET CONN. --- 19514
- 1. CORD --- STK # 792
- 1. BUSHING --- 19513F
- 1. SOCKET --- 19513B

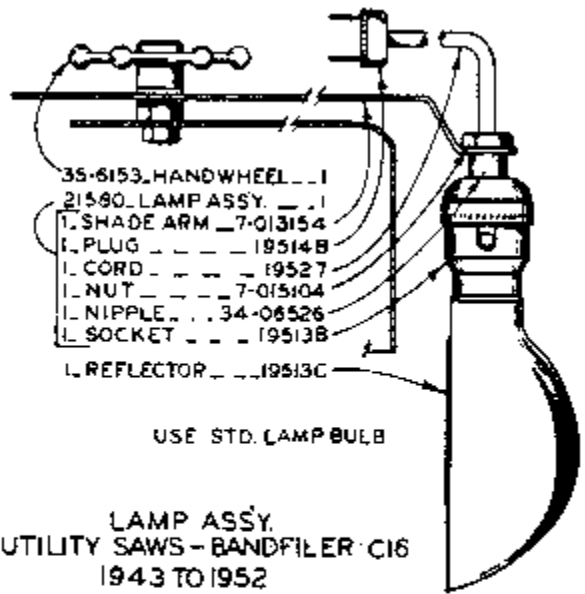
- 1. SHADE --- 24735
- 4. ARM --- 10610
- 34-1740I THUMBSCREW 1
- 5830 POST CLAMP --- 1
- 10613 SPACER --- 1
- 10615 STUD --- 1
- 10614 ARM --- 2

2. SPACER --- 10611

USE STD. LAMP BULB

24736 COMPLETE LAMP ASSY WITH LAMP CORD ASSY. 10612
24738 COMPLETE LAMP ASSY WITH LAMP CORD ASSY. 21514

LAMP ASSY.
UTILITY SAWS
1954 TO 1958



- 35-6153 HANDWHEEL --- 1
- 21580 LAMP ASSY. --- 1
- 1. SHADE ARM --- 7-013154
- 1. PLUG --- 19514B
- 1. CORD --- 19527
- 1. NUT --- 7-015104
- 1. NIPPLE --- 34-06526
- 1. SOCKET --- 19513B

USE STD. LAMP BULB

LAMP ASSY.
UTILITY SAWS - BANDFILER C16
1943 TO 1952

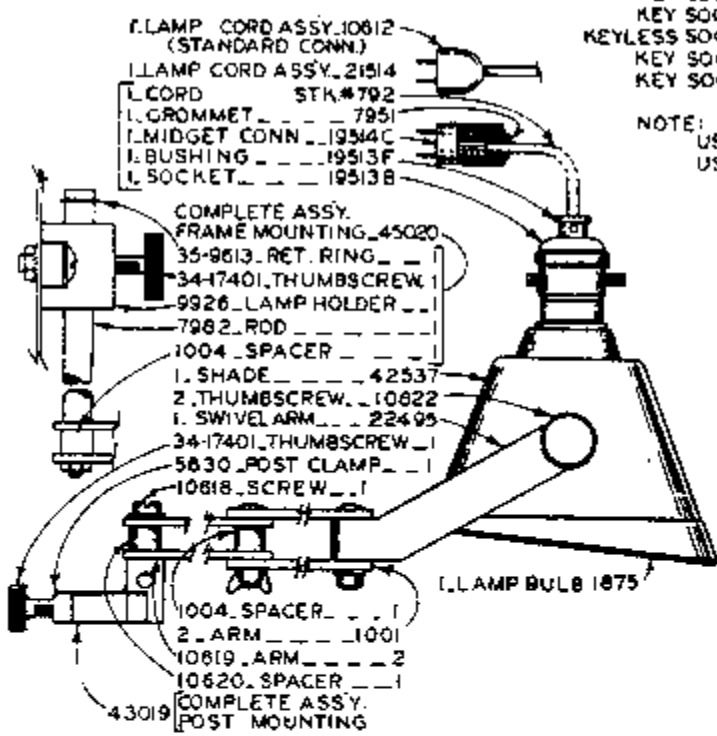


19520C RECEPTACLE FOR MIDGET PLUG 1

- CORD PLUG & SOCKET ASSYS
- KEY SOCKET STANDARD PLUG 24" CORD 17968
 - KEY SOCKET 125V. U-GROUND PLUG 28" CORD 17967
 - KEY SOCKET 250V. U-GROUND PLUG 28" CORD 7826
 - KEY SOCKET 125V. U-GROUND PLUG 72" CORD 17734
 - KEYLESS SOCKET 125V. U-GROUND PLUG 28" CORD 18348
 - KEY SOCKET STANDARD PLUG 108" CORD 10612
 - KEY SOCKET MIDGET PLUG 25" CORD 21514

NOTE:
USE 17734 ON LOS ANGELES MACHINES
USE 18348 ON J.I.C. MACHINES

REVISIONS	
0-29-47	
1-2-48	
1-24-48	



- 1. LAMP CORD ASSY. 10612 (STANDARD CONN.)
- 1. LAMP CORD ASSY. 21514
- 1. CORD --- STK # 792
- 1. GROMMET --- 7951
- 1. MIDGET CONN. --- 19514C
- 1. BUSHING --- 19513F
- 1. SOCKET --- 19513B

- COMPLETE ASSY. FRAME MOUNTING 45020
- 35-9613 RET. RING ---
- 34-1740I THUMBSCREW 1
- 9926 LAMP HOLDER --- 1
- 7982 ROD ---
- 1004 SPACER ---

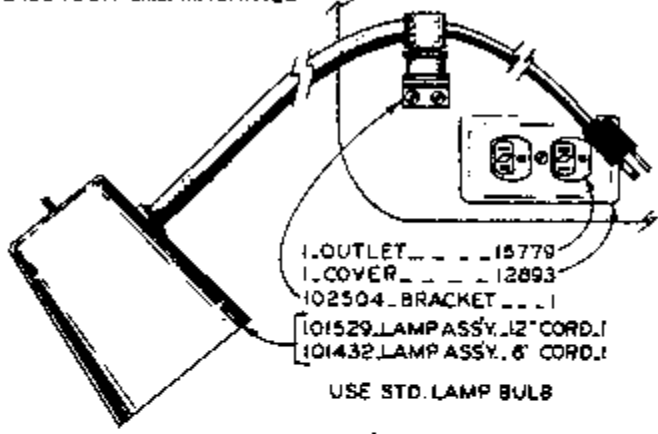
- 1. SHADE --- 42537
- 2. THUMBSCREW --- 10622
- 1. SWIVEL ARM --- 22495
- 34-1740I THUMBSCREW 1
- 5830 POST CLAMP --- 1
- 10618 SCREW --- 1

- 1004 SPACER --- 1
- 2. ARM --- 1001
- 10619 ARM --- 2
- 10620 SPACER --- 1
- 43019 COMPLETE ASSY. POST MOUNTING

1. LAMP BULB 1875

LAMP ASSY.
FROM 1958

NOTE:
WHEN ORDERING PARTS
COMPARE DRAWING WITH
ATTACHMENT ON MACHINE

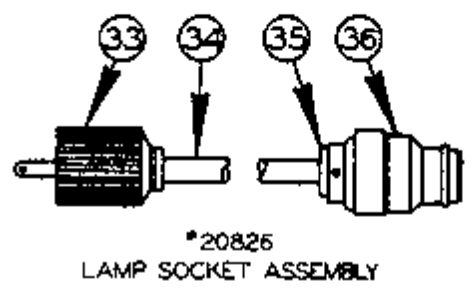
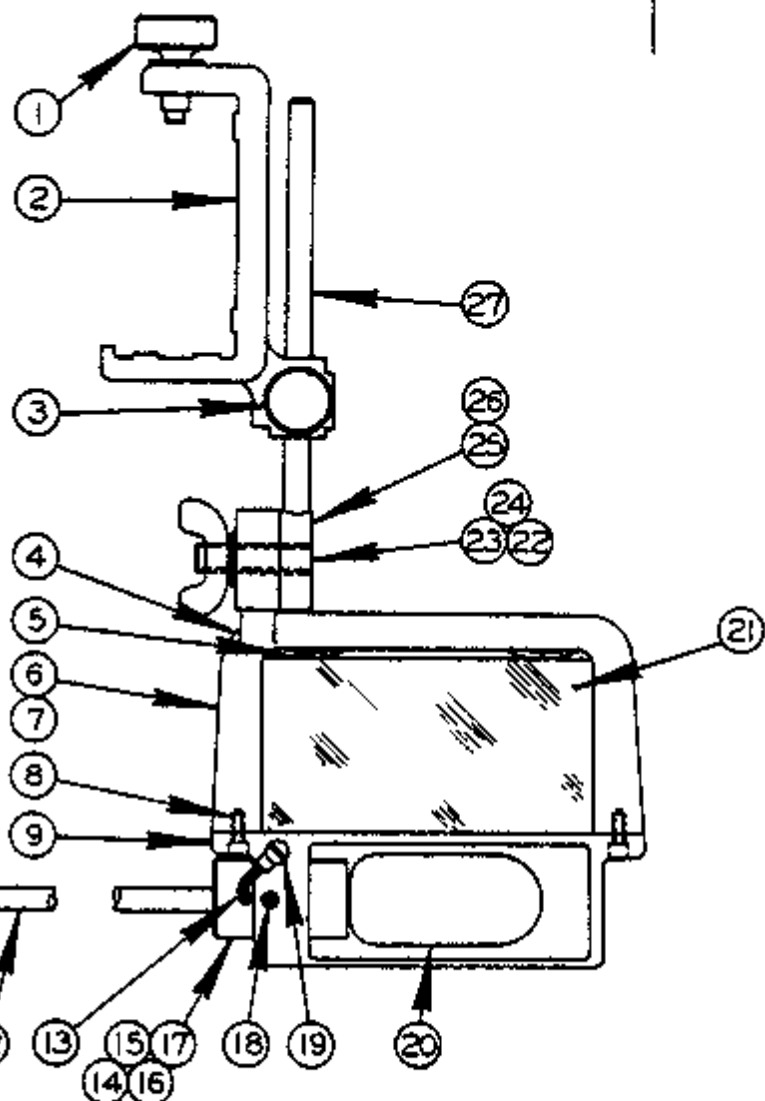
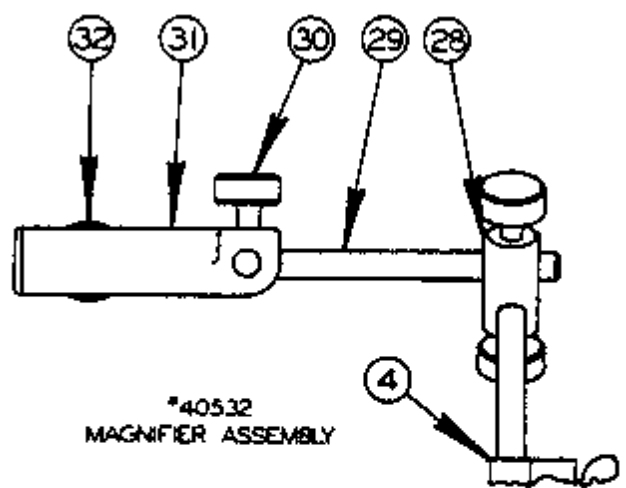


- 1. OUTLET --- 15779
- 1. COVER --- 12893
- 102504 BRACKET --- 1
- 101529 LAMP ASSY. 12" CORD 1
- 101432 LAMP ASSY. 6" CORD 1

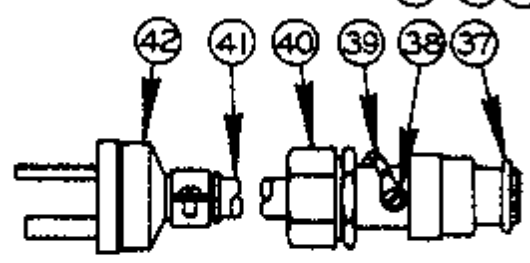
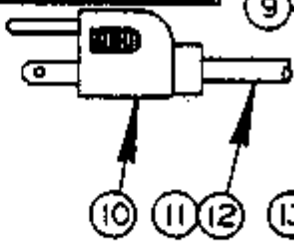
USE STD. LAMP BULB

LAMP ASSY.
1612-U, 3012-U, U-16, 1612-0,
1612-H, 2612-H, 3612-H, 3613-0, 1611-U,
362-U

BANDFILER
AND
UTILITY SAW
LAMP ASSEMBLIES



ZEPHYRS ONLY



MAGNIFIER ATTACHMENT
ASSEMBLY

MAGNIFIER ATTACHMENT ASSEMBLY

INDEX NO.	CATALOG NO.	DESCRIPTION	UNITS PER ASSY
Ref.	135-005551	Magnifier Attachment Assembly(1612, 1612-0, 1612-H, 1612-1, 1613-2, 1612-3, 2012-A, 2012-AT, 2013, 2013-0, 2012-1A, 2012-1AT, 2013-1, 2013-10, 2612-H, 2612-1, 3612, 3613-0, 3612-H, 3613-1, 3613-2, 3612-3, 2614-1, 2012-1H, 2012-2H, 2012-1H3, 2012-2H3, 3612-1H3, 3612-2H3)	
Ref.	090-428723	Magnifier Attachment Assembly(2613-2, 2613-3, 6013-2, 6013-3, 6013-H3, 2612-1H3)	
Ref.	090-477670	Magnifier Attachment Assembly(2618-4)	
Ref.	090-405325	Magnifier Attachment Assembly(ZS-3620, ZV-3620, ZW-3620)	
1	134-174010	Thumbnut(As'sys #135-005551, #090-428723, #090-477670)	1
	091-982421	Screw, Soc. Hd. Mach. 1/4-20NC x 1	2
2	093-001899	Post Clamp(Assembly #135-005551)(1-1/2" Post)	Use
	090-243932	Post Clamp(Assembly #090-428723)(2-3/4" Post)	
	090-477639	Post Clamp(Assembly #090-477670)(3-1/4" Post)	
	094-000734	Post Clamp(Assembly #090-477670)(Extra Work Height)	One
3	135-005544	Thumb Nut	1
4	090-451055	Magnifier Sub-Assembly (Assembly #135-005551, #090-428723)	Use
	090-477688	Magnifier Sub-Assembly (Assembly #090-477670)	
	090-412529	Magnifier Sub-Assembly (Assembly #090-405325)	One
5	135-021046	Lens Spring	2
6	135-052694	Magnifier Housing Sub-Assembly	1
7	135-005528	Frame	1
8	091-986901	Screw, Fil. Hd. Mach. #6-32NC x 3/8	2
9	135-005536	Housing	1
10	093-021681	Lamp Socket Assembly (Assembly #090-451055 Only)	1
11	091-305383	Electrical Cord	1
12	091-038372	Wire Terminal	2
13	091-038349	Wire Terminal	1
14	091-035360	Socket Bushing	1
15	091-338848	Socket 75-W, 125-V	1
16	091-305375	Strain Relief	1
17	091-984062	Screw, Soc. Set #8-32NC x 1/4	1
18	091-984104	Screw, Soc. Set #10-24NC x 1/4	1
19	091-988519	Screw, Rd. Hd. Mach. #8-32NC x 1/4	1
20	091-338749	Lamp (Assembly #090-451055, #090-412529)	Use
	090-195124	Lamp (Assembly #090-477688)	One
21	134-175017	Magnifying Lens	1
22	135-005593	Pivot Stud	1
23	091-992628	Washer 5/16" SAE Std.	1
24	135-005627	Wing Nut	1
25	135-005601	Post Arm Swivel Sub-Assembly (Assembly #090-451055)	Use
	091-070290	Arm Assembly (Assembly #090-477688)	
	135-008761	Post Arm Swivel Sub-Assembly(Assembly #090-477688, 36" Zephyrs)	
	090-183757	Post Arm Swivel Sub-Assembly(Assembly #090-412529)	One
26	135-005585	Swivel (Assembly #135-005601, #091-070290)	Use
	135-008720	Swivel (Assembly #135-008761, #090-183757)	One
27	135-005569	Arm (Assembly #135-005601)	Use
	091-070243	Arm (Assembly #091-070290)	
	135-008712	Arm (Assembly #135-008761)	
	091-363440	Rod (Assembly #090-183757)	One
Ref.	090-405325	Magnifier Attachment Assembly(ZS-3620, ZV-3620, ZW-3620)	
28	090-031089	Joint	1
29	090-031071	Arm	1
30	135-005544	Thumb Nut	3
31	090-229030	Post Clamp	1
32	134-174010	Thumb Nut	1
Ref.	090-208245	Lamp Socket Assembly (Zephyrs)	1
33	091-353946	Midget Card Connector	1
34	090-007923	Rubber Cord	A.R.
35	091-353888	Bushing	2
36	091-353912	Socket	1
Ref.	090-179870	Lamp Socket Assembly (2618-4 L.A. Machines)	1
Ref.	091-070268	Lamp Socket Assembly (2618-4)	1
37	090-183476	Socket	1
38	091-988519	Screw, Rd. Hd. Mach. #8-32NC x 1/4	1
39	091-038349	Wire Terminal	1
40	090-183468	Card Grip Connector	1
41	090-007956	Rubber Cord	A.R.
42	090-162132	Plug U-Ground	1

35-6395_HORIZONTAL PULLEY ASSY.

- 34-13301_CAP 2
- 34-13504_PULLEY 2
- 5-13309_SPACER 4
- 34-05414_WASHER 4
- 35-6398_SCREW 2
- 34-13418_T-HUB NUT 2



- 1-HOOK 5-13418
- 2-HOUSING 5-13417
- 613501-CHAIN 1
- 513419_CABLE CLAMP 1
- 1-CORD 5-13509
- 2-HANDWHEEL 34-13106
- 1-COVER 3774

FOR 1612U, 3012U, 16M, 30M
 1-HANDWHEEL_28093
HANDLE_701440.

FOR H5, HSV, LHV, SFD
 BEFORE SER NOS. 25-53253
 27-53781
 1-HANDWHEEL_34-05103
 1-HANDLE_34-05513

FOR H5, HSV, LHV, SFD
 AFTER SER NOS. 25-53252
 27-53780
 1-HANDWHEEL_34-05003
BALL_35-13508
SHAFT_35-7489

AA

REPLACE BOTH GEARS
 AT SAME TIME

1-CABLE CARRIER_35-6397

- 35-6396_VERTICAL PULLEY ASSY 2
- 34-13301_CAP 2
- 34-13504_PULLEY 2
- 35-6399_PULLEY STUD_2

- 40-775_BRACKET 1
- 13-13405_ROLLER 1
- 479B_SHAFT 1
- 5-13410_NUT 2
- 1-SCREW 3815
- 3811_ESCUTCHEON 1
- 2-BEVEL GEAR 9971

1-EQUALIZER PULLEY ASSY. 35-7497

- 1-PULLEY 34-13504
- 1-CAP 34-13311
- 2-AXIS 3275
- 4-RETAINING RING_3276
- 1-CLEVIS 3274

FOR HANDWHEEL SEE SECTION AA

1-SHAFT 3816

1-HINGE BRACKET_5-13103

- 1-WEIGHT BRACKET_5-13105
- 1-WEIGHT 20977
- 1-CHAIN 5-13510
- 1-ANCHOR 5-13314
- 1-ANCHOR 5-13316
- 1-WASHER 5-13317
- 1-PIVOT BRACKET ASSY. 20979

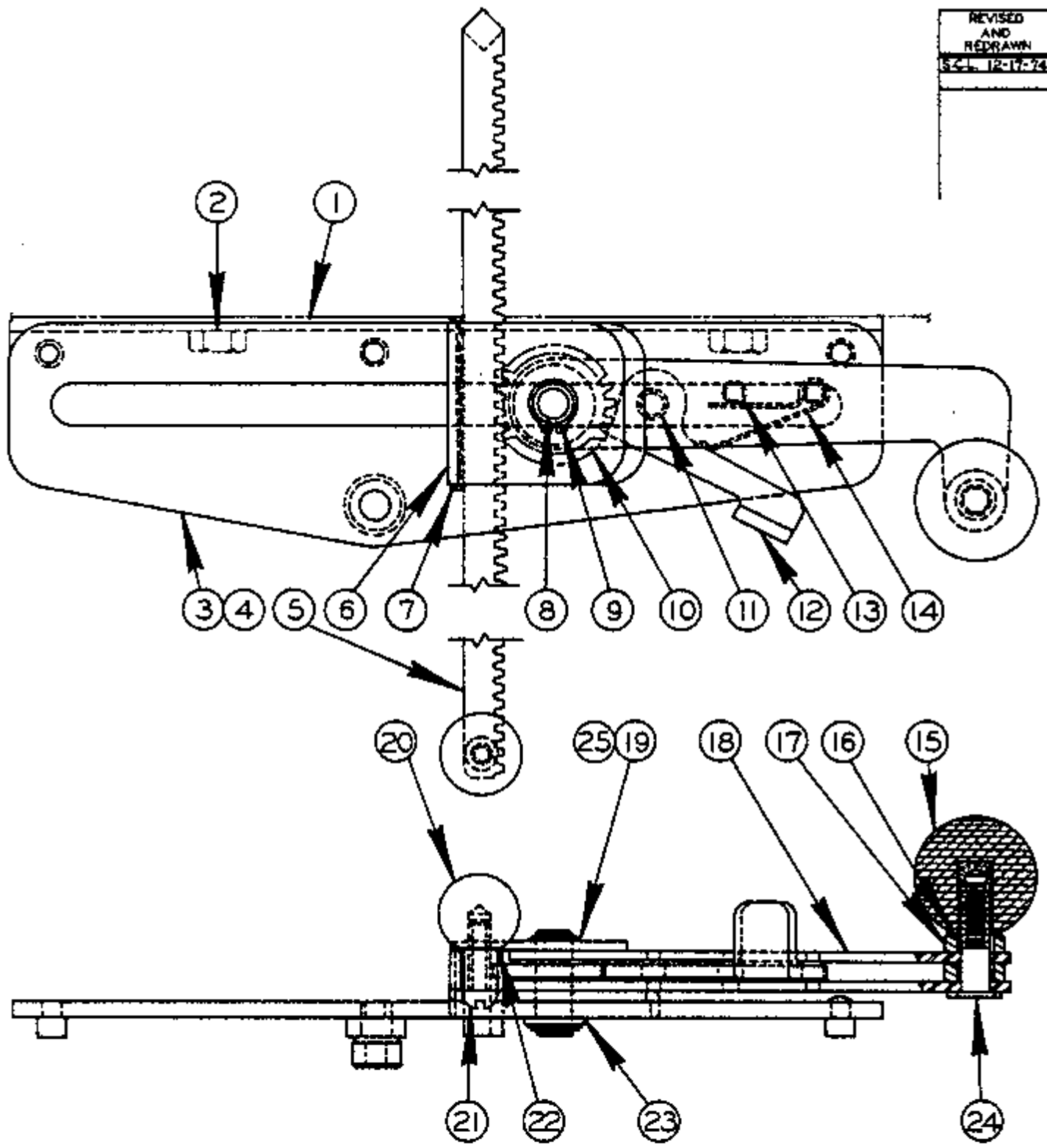
3817.WEIGHT BEAM

- 1-CABLE BEAM 3814
- 1-SPACER 4615
- 3-COLLAR 34-05410
- 1-ANCHOR PIN 5-13416
- 1-RELEASE LEVER 20979
- 1-FOOT PEDAL 5-13113

MODEL	FIRST MACH.	LAST MACH.
15M	134-58101	134-60560
30M	135-58101	136-59218
1612-U	46-59101	
3002-U	47-56001	
SFD	27-54409	27-52559
	79-54701	79-58213
H5	25-51219	25-54280
	76-54101	76-58147
HSV	26-51219	26-53126
	77-54101	77-58133
LHV	27-51409	27-54185
	78-54101	78-58289

MODELS-UTILITY SAWS
 POWER FEED ASSY.

REVISED
AND
REDRAWN
54-12-17-74



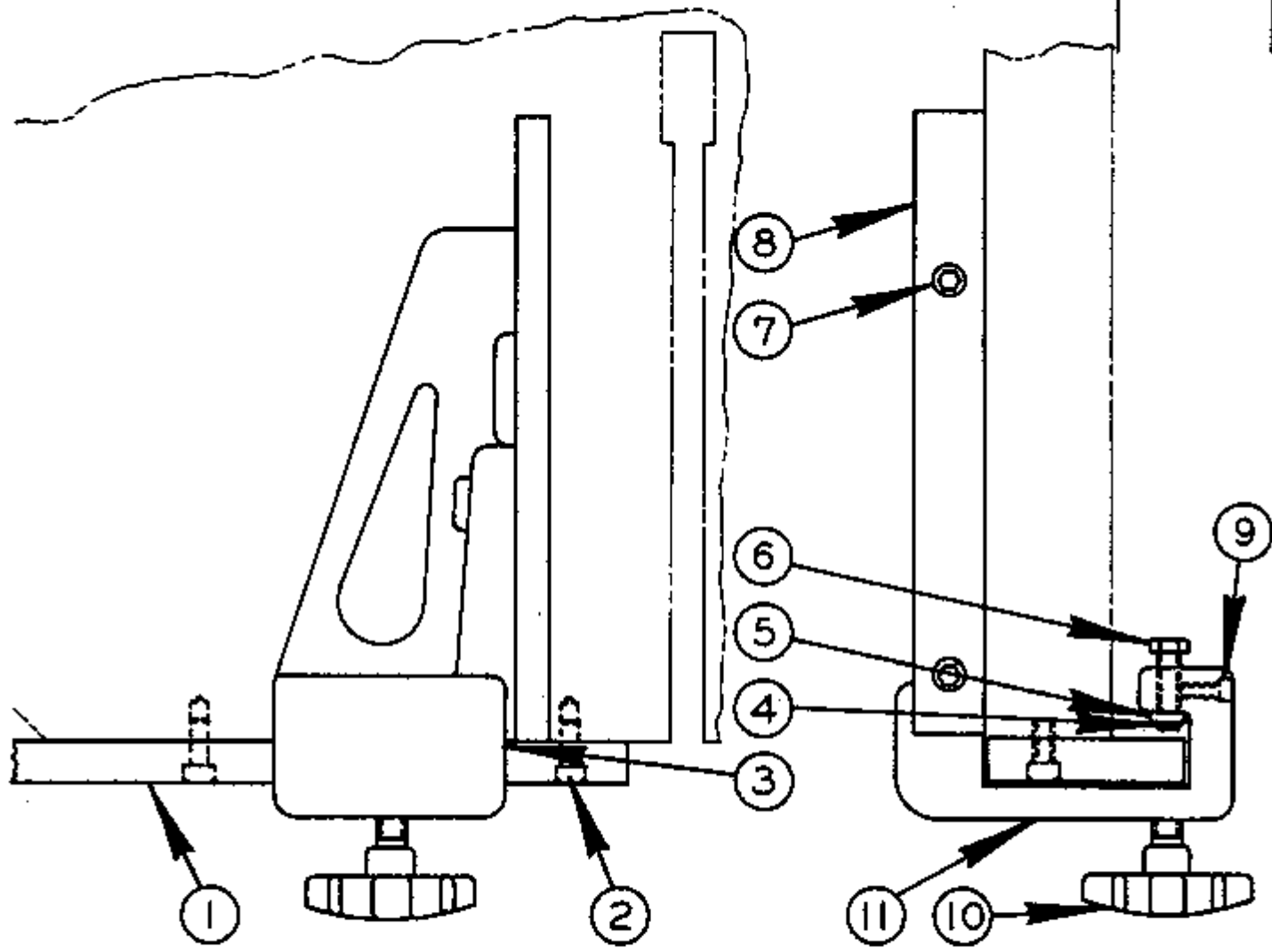
RATCHET TABLE FEED ASSEMBLY

C-10-20 CM-9-7 Z-10-2

PRINTED IN U.S.A.

RATCHET TABLE FEED ASSEMBLY

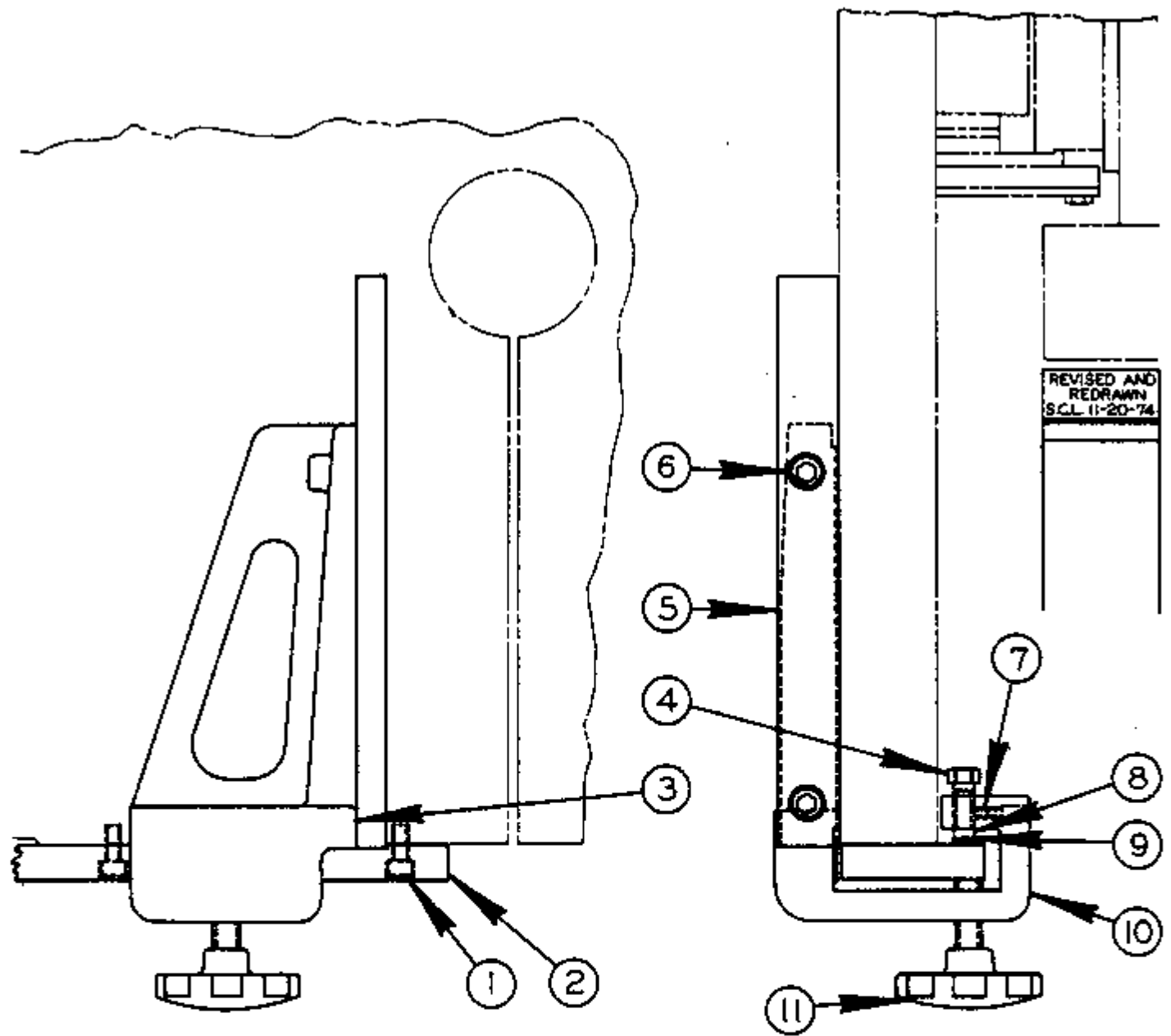
INDEX NO.	CATALOG NO.	DESCRIPTION	UNITS PER ASS'Y
Ref.	090-429788	Table Feed Assembly	
1	090-429770	. Table Feed Bracket	1
2	091-980433	. Screw, Hex. Hd. Cap 3/8-16NC x 5/8	2
3	090-400615	. Table Feed Assembly	1
4	090-408253	. . Base Plate Assembly	1
5	090-200973	. . Rack Weldment	1
6	090-013434	. . Bracket	1
7	090-013491	. . Spring	1
8	090-013442	. . Center Pin	1
9	135-096139	. . Retaining Ring	2
10	090-013459	. . Gear	1
11	090-013327	. . Spacer Pin	1
12	090-013467	. . Thumb Lever	1
13	090-013319	. . Spacer Pin	2
14	090-013509	. . Spring	1
15	134-135086	. . Knob	1
16	091-993584	. . Washer, Lock 3/8 Shakeproof Int.	1
17	090-013426	. . Spacer	2
18	090-013475	. . Arm	2
19	091-334805	. . Shim	1
20	091-339713	. . Knob	1
21	091-988980	. . Screw, Rd. Hd. Mach. 1/4-20NC x 7/8	1
22	091-993568	. . Washer, Lock 1/4" Shakeproof Internal	1
23	090-055591	. . Washer, Flat	1
24	090-044173	. . Screw	1
25	091-334813	. . Shim	1



RIP FENCE ASSEMBLY

RIP FENCE ASSEMBLY

INDEX NO.	CATALOG NO.	DESCRIPTION	UNITS PER ASS'Y
Ref.	090-477795	Rip Fence Assembly (26" Table)	
Ref.	135-005429	Rip Fence Assembly (30" Table)	
Ref.	135-005437	Rip Fence Assembly (24" Table)	
1	105-163026	. . . Clamp Guide (090-477795 & 135-005437)	1
	111-163028	. . . Clamp Guide (135-005429)	1
2	091-982785	. . . Screw, Soc. Hd. Cap 3/8-16NC x 3/4	2
3	135-051787	. . . Rip Fence Sub-Assembly (090-477795 & 135-005429) .	1
	135-052512	. . . Rip Fence Sub-Assembly (135-005437)	1
4	134-065044	. . . Spring Clip	2
5	105-163034	. . . Clamp Bar	1
6	105-164032	. . . Clamp Bar Screw	2
7	091-982785	. . . Screw, Soc. Hd. Cap 3/8-16NC x 3/4	2
8	135-005460	. . . Work Guide (135-051787)	1
	135-005486	. . . Work Guide (135-052512)	1
9	091-984252	. . . Screw, Soc. Set 1/4-20NC x 1/2	2
10	105-160048	. . . Handwheel Assembly	1
11	135-005445	. . . Clamp (135-051787)	1
	135-005452	. . . Clamp (135-052512)	1

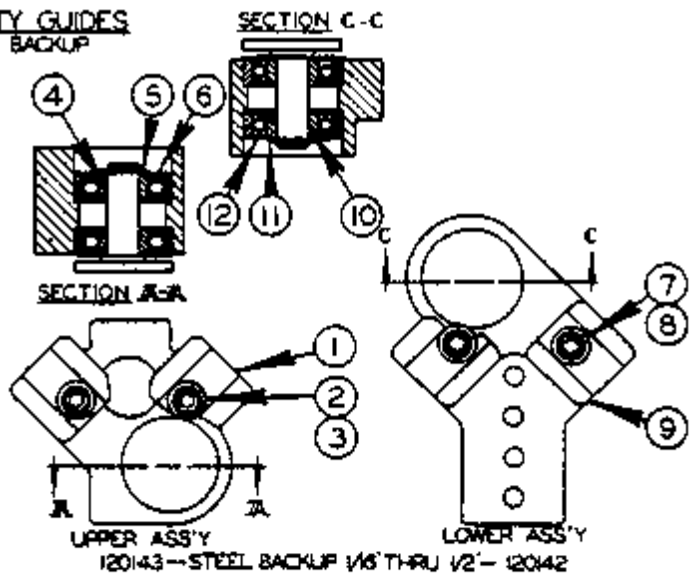
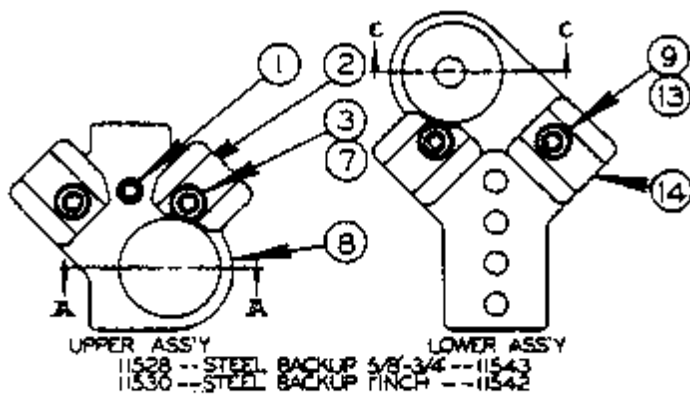


RIP FENCE ASSEMBLY

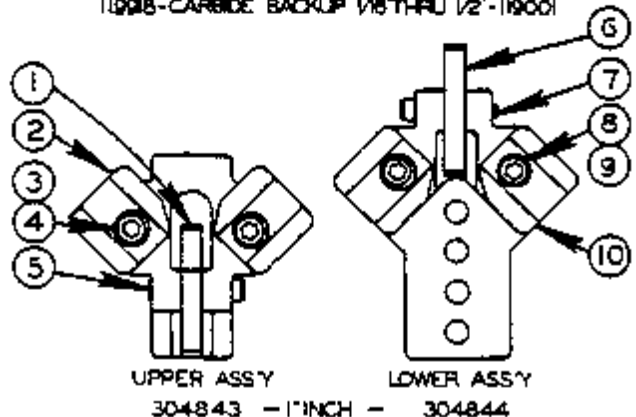
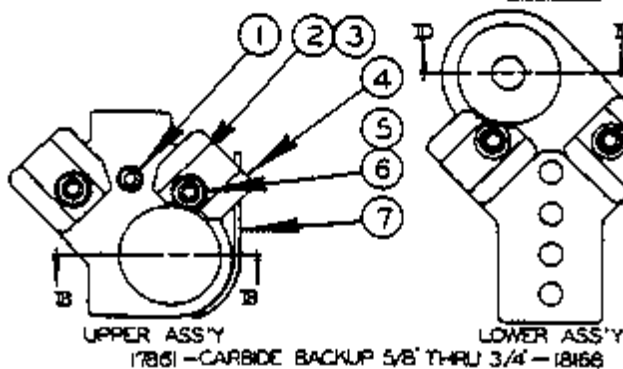
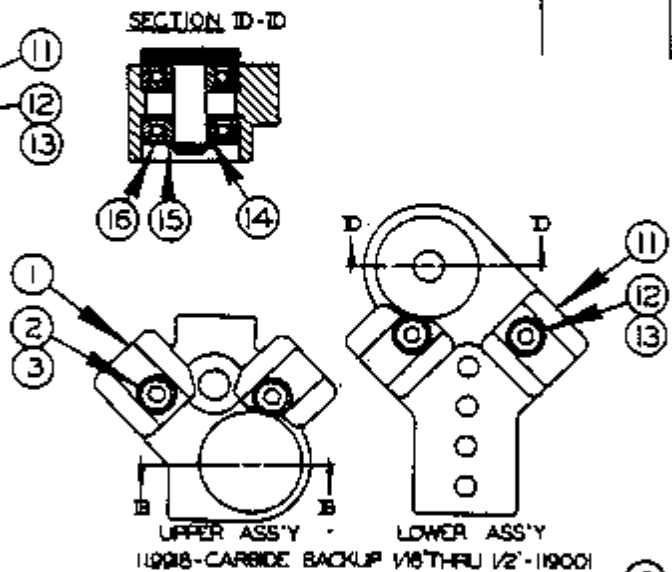
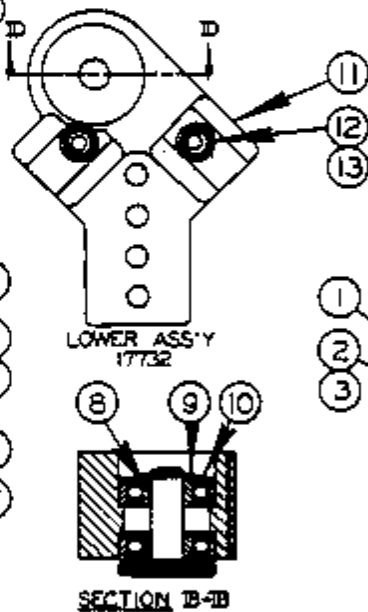
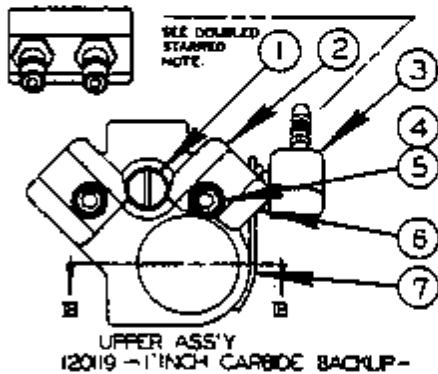
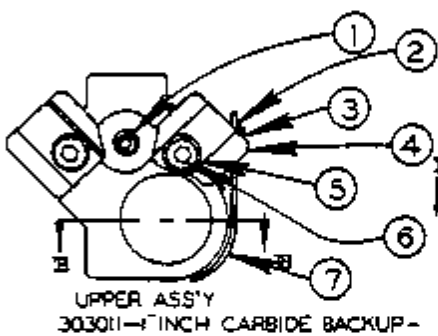
RIP FENCE ASSEMBLY

INDEX NO.	CATALOG NO.	DESCRIPTION	UNITS PER ASS'Y
Ref.	090-468976	Rip Fence Assembly	
1	091-982785	. Screw, Soc. Hd. Cap 3/8-16NC x 3/4	2
2	090-314493	. Clamp Guide	1
3	090-314501	. Rip Fence Sub-Assembly	1
4	105-164032	. . Clamp Bar Screw	2
5	135-005486	. . Work Guide	1
6	091-982785	. . Screw, Soc. Hd. Cap 3/8-16NC x 3/4	2
7	091-984252	. . Screw, Soc. Hd. Set 1/4-20NC x 1/2	2
8	105-163034	. . Clamp Bar	1
9	134-065044	. . Spring Clip	2
10	090-468968	. . Rip Fence Clamp	1
11	105-160048	. . Handwheel Sub-Assembly	1

**HEAVY DUTY GUIDES
WITH STEEL BACKUP**



**HEAVY DUTY GUIDES
WITH CARBIDE BACKUP**



SAW GUIDE SELECTION
*121230

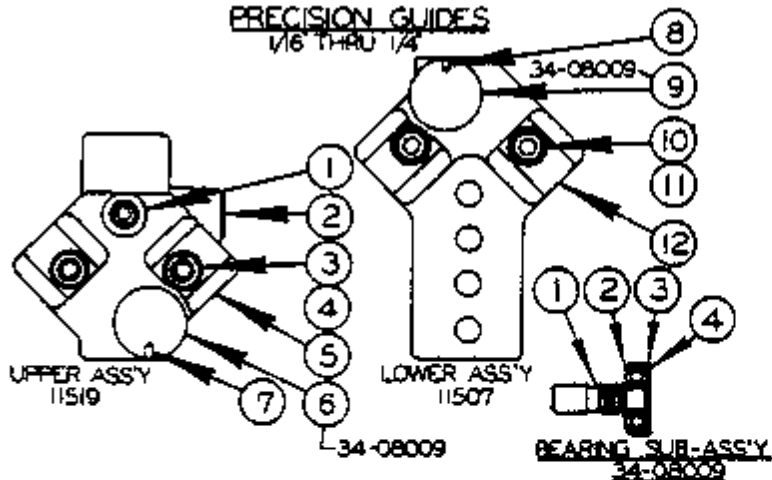
REVISED
AND REDESIGNED
SEE CHECK SHEET

SAW GUIDE SELECTION

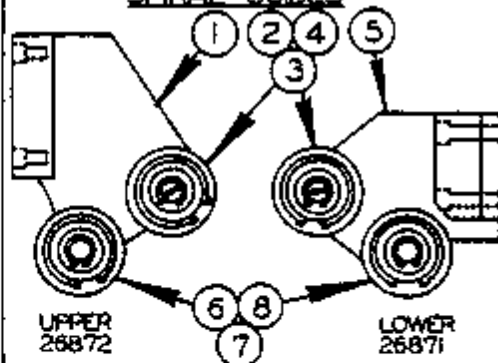
INDEX NO.	CATALOG NO.	DESCRIPTION	UNITS PER ASSY.	INDEX NO.	CATALOG NO.	DESCRIPTION	UNITS PER ASSY.
HEAVY DUTY GUIDES (STEEL BACKUP)							
Ref.	091-201434	Upper Saw Guide Ass'y. (1/16" to 1/2")		15	090-115411	Retaining Ring	1
1	090-380767	Upper Saw Guide Block	1	16	090-115296	Bearing	2
2	091-982447	Screw, Soc. Hd. Cap 1/4-20NC x 1-1/4	2	Ref.	090-178617	Upper Saw Guide Ass'y. (5/8" to 3/4")	
3	134-085026	Washer	2	1	091-984450	Screw, Soc. Hd. Set 5/16-24NF x 1/2	1
4	090-115403	Bearing Cap	1	2	091-332023	Pipe Plug	1
5	090-115411	Retaining Ring	1	3	091-354415	Locknut	1
6	090-115296	Bearing	2	4	090-252529	Upper Saw Guide Block	1
Ref.	091-201426	Lower Saw Guide Ass'y. (1/16" to 1/2")		5	091-982421	Screw, Soc. Hd. Cap 1/4-20NC x 1	2
7	091-982447	Screw, Soc. Hd. Cap 1/4-20NC x 1-1/4	2	6	134-085026	Washer	2
8	134-085026	Washer	2	7	090-183377	Guide Guard	1
9	090-377383	Lower Saw Guide Block	1	8	090-172180	Bearing Cap	1
10	090-115403	Bearing Cap	1	9	090-115411	Retaining Ring	1
11	090-115411	Retaining Ring	1	10	090-115296	Bearing	2
12	090-115296	Bearing	2	Ref.	090-181686	Lower Saw Guide Ass'y. (5/8" to 3/4")	
Ref.	090-115288	Upper Saw Guide Ass'y. (5/8" to 3/4")		11	090-252586	Lower Saw Guide Block	1
Ref.	090-115304	Upper Saw Guide Ass'y. (1")		12	091-982421	Screw, Soc. Hd. Cap 1/4-20NC x 1	2
1	091-984450	Screw, Soc. Hd. Set 5/16-24NF x 1/2	1	13	134-085026	Washer	2
2	091-203695	Soc. Hd. Pipe Plug	1	14	090-172180	Bearing Cap	1
3	091-982421	Screw, Soc. Hd. Cap 1/4-20NC x 1 (5/8" to 3/4")	2	15	090-115411	Retaining Ring	1
	091-982447	Screw, Soc. Hd. Cap 1/4-20NC x 1-1/4 (1")	2	16	090-115296	Bearing	2
4	090-115403	Bearing Cap	1	Ref.	093-030112	Upper Saw Guide Ass'y. (1")	
5	090-115411	Retaining Ring	1	1	091-984450	Screw, Soc. Set 5/16-24NF x 1/2"	1
6	090-115296	Bearing	2	2	091-354415	Locknut	1
7	134-085026	Washer	2	3	091-332023	Pipe Plug	1
8	090-252529	Upper Saw Guide Block (5/8" to 3/4")	USE ONE	4	090-252537	Upper Saw Guide Block	1
	090-252537	Upper Saw Guide Block (1")	ONE	5	134-085026	Washer	2
Ref.	090-115437	Lower Saw Guide Ass'y. (5/8" to 3/4")		6	091-982421	Screw, Soc. Hd. Cap 1/4-20NC x 1	2
	090-115429	Lower Saw Guide Ass'y. (1")		7	090-183377	Guide Guard	1
Ref.	091-982421	Screw, Soc. Hd. Cap 1/4-20NC x 1 (5/8" to 3/4")	2	8	090-172180	Bearing Cap	1
	091-982447	Screw, Soc. Hd. Cap 1/4-20NC x 1-1/4" (1")	2	9	090-115411	Retaining Ring	1
10	090-115403	Bearing Cap	1	10	090-115296	Bearing	2
11	090-115411	Retaining Ring	1	Ref.	091-201194	Upper Saw Guide Ass'y. (1")	
12	090-115296	Bearing	2	1	090-335092	Coolant Nozzle	1
13	134-085026	Washer	2	2	090-336314	Upper Saw Guide Block	1
14	090-252586	Lower Saw Guide Block (5/8" to 3/4")	USE ONE	3	091-081166	90° Barbed Insert	1
	090-252578	Lower Saw Guide Block (1")	ONE	4	091-982447	Screw, Soc. Hd. Cap 1/4-20NC x 1-1/4	2
HEAVY DUTY GUIDES (CARBIDE BACKUP)							
Ref.	091-199182	Upper Saw Guide Ass'y. (1/16" to 1/2")		5	134-085026	Washer	2
1	090-380767	Upper Saw Guide Block	1	6	091-354415	Locknut	1
2	091-982389	Screw, Soc. Hd. Cap 1/4-20NC x 5/8	2	7	090-183377	Guide Guard	1
3	134-085026	Washer	2	8	090-172180	Bearing Cap	1
8	090-172180	Bearing Cap	1	9	090-115411	Retaining Ring	1
9	090-115411	Retaining Ring	1	10	090-115296	Bearing	2
10	090-115296	Bearing	2	Ref.	090-177320	Lower Saw Guide Block (1")	
Ref.	091-190017	Lower Saw Guide Ass'y. (1/16" to 1/2")		11	090-252578	Lower Saw Guide Block	1
11	090-377383	Lower Saw Guide Block	1	12	091-982447	Screw, Soc. Hd. Cap 1/4-20NC x 1-1/4	2
12	091-982389	Screw, Soc. Hd. Cap 1/4-20NC x 5/8	2	13	134-085026	Washer	2
13	134-085026	Washer	2	14	090-172180	Bearing Cap	1
14	090-172180	Bearing Cap	1	15	090-115411	Retaining Ring	1
				16	090-115296	Bearing	2
				Ref.	093-048437	1 Inch Upper Saw Guide Block Sub-Assembly	
				1	091-212100	Back-Up Insert	1
				2	094-064300	Upper Saw Guide Block	1
				3	091-982447	Soc. Hd. Cap 1/4-20NC x 1-1/4	2
				4	134-085026	Washer	2
				5	091-402040	Pivot Bolt	1
				Ref.	093-048445	1 Inch Lower Saw Guide Block Sub-Assembly	
				6	091-212100	Back-Up Insert	1
				7	091-402040	Pivot Bolt	1
				8	091-982447	Soc. Hd. Cap 1/4-20NC x 1-1/4	2
				9	134-085026	Washer	2
				10	094-067683	Lower Saw Guide Block	1

**NOTE: IF Your Machine Was Equipped With Two Coolant Lines to the Upper Saw Guide, Order Additional Parts 091-094524 Swivel Joint, Qty. 1, 090-160011 Barbed Insert Qty. 2 and Delete 091-081166 90° Barbed Insert, Qty. 1.

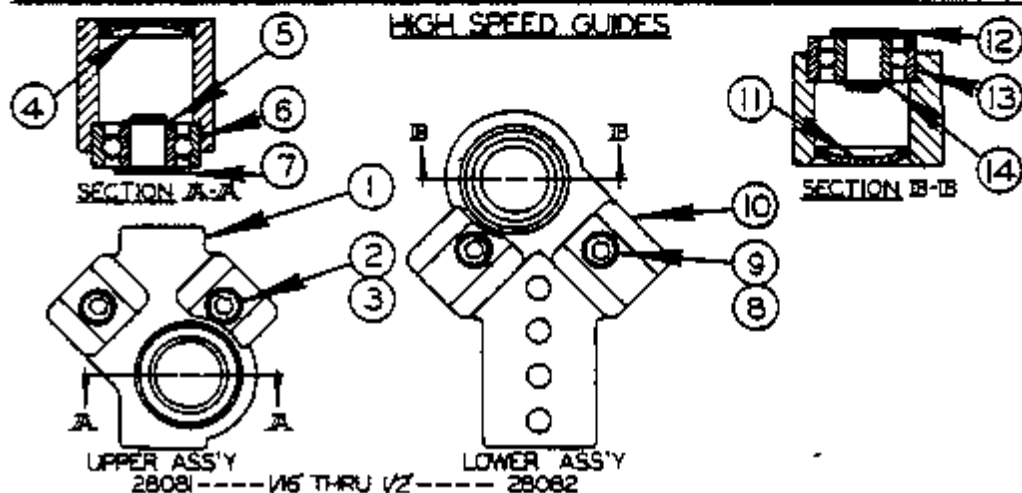
PRECISION GUIDES
1/16 THRU 1/4



SPIRAL GUIDES

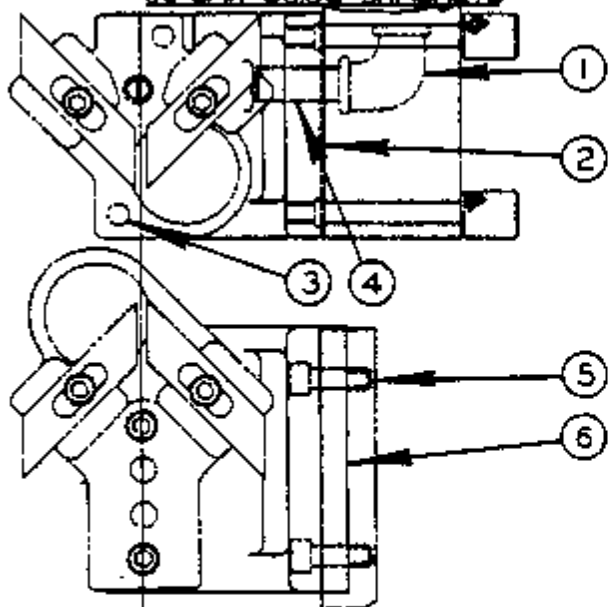


HIGH SPEED GUIDES

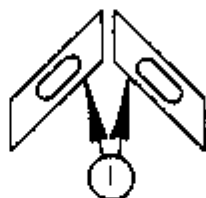


REVISED
AND REDESIGNED
SW. 12-17-79

90° SAW GUIDE BRACKETS



**STEEL & CARBIDE
INSERT SELECTION**



INSERT GAGE

.025 - 34-08320
.032 - 13-08303
.035 - 13-08307

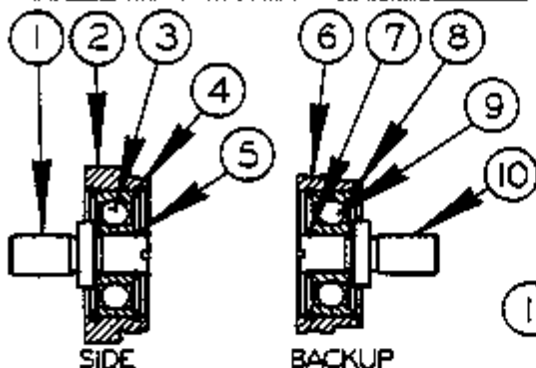
* 44804
ACCESSORY

SAW GUIDE SELECTION
* 121230

#121230
 SAW GUIDE SELECTION

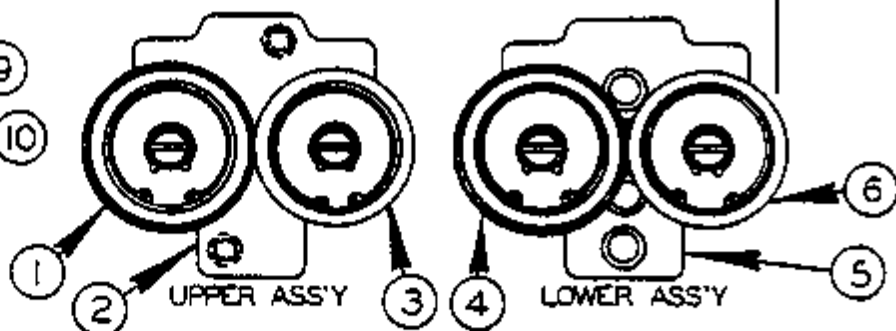
INDEX NO.	CATALOG NO.	DESCRIPTION	UNITS PER ASS'Y.	
PRECISION GUIDES				
Ref.	090-115197	Upper Saw Guide Assembly (1/16" to 1/4")		
1	091-984450	. Screw, Soc. Set 5/16-24NF x 1/2	1	
2	091-203695	. Soc. Hd. Flt. Plug	1	
3	091-982389	. Screw, Soc. Hd. Cap 1/4-20NC x 5/8	2	
4	134-083026	. Washer	2	
5	090-252495	. Upper Saw Guide Block	1	
6	134-080092	. Bearing Sub-Assembly (See Detail)	1	
7	091-985010	. Screw, Soc. Set #8-32NC x 1/4	1	
Ref.	090-115072	Lower Saw Guide Assembly (1/16" to 1/4")		
8	091-985010	. Screw, Soc. Set #8-32NC x 1/4	1	
9	134-080092	. Bearing Sub-Assembly (See Detail)	1	
10	091-982389	. Screw, Soc. Hd. Cap 1/4-20NC x 5/8	2	
11	134-083026	. Washer	2	
12	090-252479	. Lower Saw Guide Block	1	
Ref.	134-080092	Bearing Sub-Assembly		
1	134-084185	. Shaft	1	
2	135-090439	. Bearing	1	
3	134-083096	. Roller Seal	1	
4	134-083120	. Washer	1	
SPIRAL GUIDES				
1	090-268723	Spiral Saw Guide Assembly (Upper)		
2	135-069532	. Eccentric Guide	1	
3	NA Alone	. Tire Only	1	
4	NA Alone	. Rim Only	1	
5	090-268715	Spiral Saw Guide Assembly (Lower)		
6	135-069524	. Plain Guide	1	
7	NA Alone	. Tire Only	1	
8	NA Alone	. Rim Only	1	
HIGH SPEED GUIDES				
Ref.	090-280819	Upper Saw Guide Assembly (1/16" to 1/2")		
1	090-279811	. Upper Saw Guide Block	1	
2	091-982389	. Screw, Soc. Hd. Cap 1/4-20NC x 5/8	2	
3	134-083026	. Washer	2	
4	091-373399	. Plug	1	
5	090-115411	. Retaining Ring	1	
6	135-022804	. Bearing	1	
7	090-184151	. Bearing Cap	1	
Ref.	090-282827	Lower Saw Guide Assembly (1/16" to 1/2")		
8	091-982389	. Screw, Soc. Hd. Cap 1/4-20NC x 5/8	2	
9	134-083026	. Washer	2	
10	090-279837	. Lower Saw Guide Block	1	
11	091-373399	. Plug	1	
12	090-184151	. Bearing Cap	1	
13	135-022804	. Ball Bearing	1	
14	090-115411	. Retaining Ring	1	
90° SAW GUIDE BRACKETS				
Ref.	090-448044	90° Saw Guide Assembly		
1	135-036473	. 90° Elbow	1	
2	090-273975	. Upper Angle Block	1	
3	091-982421	. Screw, Soc. Hd. Cap 1/4-20NC x 1	2	
4	090-116583	. Nipple	1	
5	091-982397	. Screw, Soc. Hd. Cap 1/4-20NC x 3/4	2	
6	090-273966	. Lower Angle Block	1	
	090-292616	. Center Plate 24 x 24 Table (Not Shown)	USE	
	093-021780	. Center Plate 30 x 30 Table (Not Shown)	ONE	
STEEL AND CARBIDE INSERT SELECTION				
1	Ref.	Steel Insert (4 Req'd)	Ref.	Carbide Insert (4 Req'd)
	090-044991	1/16"	090-161688	1/4"
	090-044983	3/32"	090-161704	3/8"
	090-044975	1/8"	090-132911	1/2"
	090-044967	3/16"	091-058941	5/8"
	090-044959	1/4"	090-132929	3/4"
	090-039603	3/8"	090-089822	1"
	090-039595	1/2"		
	090-039587	5/8"		
	090-039579	3/4"		
	090-039561	1"		

**TYPE I
ROLLER & SPINDLE ASSEMBLY**

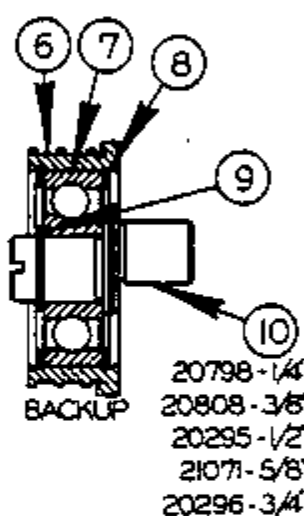
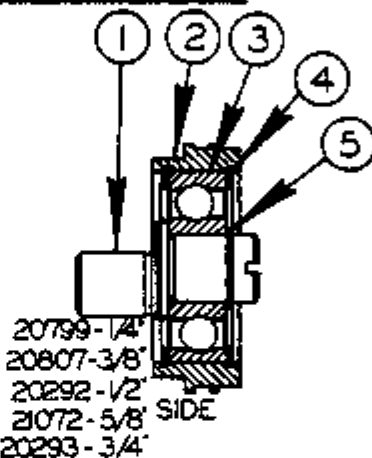
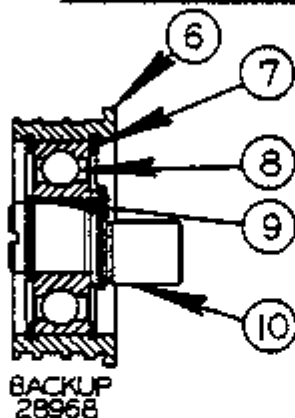
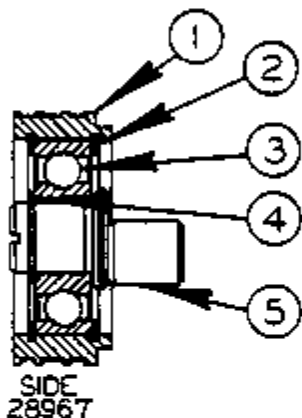


**TYPE IA
ROLLER SAW GUIDES W/ROLLERS**

NEW DRG.
SCLIO-24-73
REVISIONS

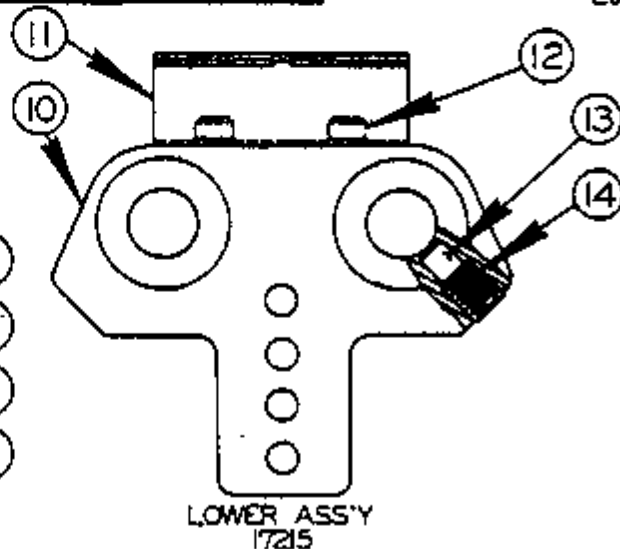
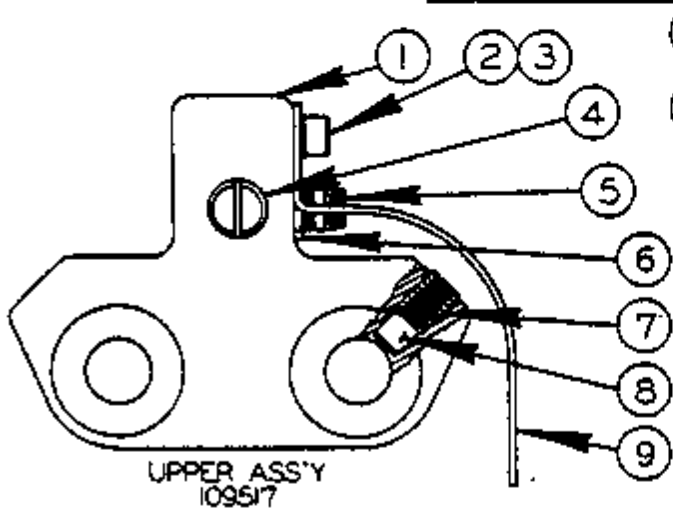


**TYPE II
ROLLER & SPINDLE ASSEMBLY**



NOTE: ALSO USED FOR 1/4, 1/2, 3/4 BANDS WITH FLANGED WHEELS

ROLLER GUIDE BLOCK ASSEMBLY



121230
SAW GUIDE SELECTION

SAW GUIDE SELECTION

INDEX NO.	CATALOG NO.	DESCRIPTION	UNITS PER ASSY	INDEX NO.	CATALOG NO.	DESCRIPTION	UNITS PER ASSY
TYPE I - ROLLER AND SPINDLE ASSEMBLY							
REF.	090-289844	Roller Sub-Assembly 1/4" Side		REF.	090-289687	Backup Roller Guide Assembly	
REF.	090-289802	Roller Sub-Assembly 3/8" Side		6	091-007583	. Guide Roller 1"	1
REF.	090-289745	Roller Sub-Assembly 1/2" Side		7	090-013038	. Retaining Ring	2
1	090-182965	. Bearing Shaft	1	8	090-017799	. Bearing	1
2	090-289851	. Roller 1/4"	Use	9	090-015686	. Retaining Ring	1
	090-289810	. Roller 3/8"		10	090-135302	. Spindle	1
	090-289752	. Roller 1/2"	One	Ref.	090-207994	Guide Roller Ass'y 1/4" Side	
3	090-115296	. Bearing (N.D. Z99500XR1E) ...	1	Ref.	090-208075	Guide Roller Ass'y 3/8" Side	
4	091-000463	. Internal Ring	2	Ref.	090-202920	Guide Roller Ass'y 1/2" Side	
5	090-115411	. Snap Ring	1	Ref.	090-210725	Guide Roller Ass'y 5/8" Side	
REF.	090-289828	Flanged Roller Sub-Assembly 1/4" Backup		Ref.	090-202938	Guide Roller Ass'y 3/4" Side	
				1	090-135302	. Spindle	1
REF.	090-289786	Flanged Roller Sub-Assembly 3/8" Backup		2	090-135310	. Guide Roller 1/4"	Use
					090-135401	. Guide Roller 3/8"	
REF.	090-289760	Flanged Roller Sub-Assembly 1/2" Backup			090-135336	. Guide Roller 1/2"	
					090-135427	. Guide Roller 5/8"	
6	090-289836	. Flanged Roller 1/4"	Use		090-135351	. Guide Roller 3/4"	One
	090-289794	. Flanged Roller 3/8"		3	090-017799	. Bearing	1
	090-289778	. Flanged Roller 1/2"	One	4	090-013038	. Retaining Ring	2
7	090-115411	. Snap Ring	1	5	090-015686	. Retaining Ring	1
8	091-000463	. Internal Ring	2	Ref.	090-207996	Backup Roller Guide Ass'y 1/4"	
9	090-115296	. Bearing (N.D. Z99500XR1E) ...	1	Ref.	090-208083	Backup Roller Guide Ass'y 3/8"	
10	090-182965	. Bearing Shaft	1	Ref.	090-202953	Backup Roller Guide Ass'y 1/2"	
TYPE IA - ROLLER SAW GUIDES WITH ROLLERS							
REF.	090-292566	Upper Roller Saw Guide Assembly 1/4"		Ref.	090-210717	Backup Roller Guide Ass'y 5/8"	
REF.	090-292582	Upper Roller Saw Guide Assembly 3/8"		Ref.	090-202961	Backup Roller Guide Ass'y 3/4"	
REF.	090-295064	Upper Roller Saw Guide Assembly 1/2"		6	090-135328	. Backup Roller 1/4"	Use
1	Ref.	Select flanged backup roller sub-ass'y from type I detail and parts list.			090-135419	. Backup Roller 3/8"	
					090-135344	. Backup Roller 1/2"	
2	090-289604	. Upper Saw Guide Block	1		090-135435	. Backup Roller 5/8"	
3	Ref.	Select side roller sub-ass'y from type I detail and parts list.			090-135369	. Backup Roller 3/4"	One
				7	090-017799	. Bearing	1
	091-982397	. Scr., Soc. Hd. Cap 1/4-20NC x 3/4 (Not Shown)	2	8	090-013038	. Retaining Ring	2
	091-993212	. Washer, Lock 1/4 Std. (Not Shown)	2	9	090-015686	. Retaining Ring	1
REF.	090-292574	Lower Roller Saw Guide Ass'y 1/4"		10	090-135302	. Spindle	1
REF.	090-292590	Lower Roller Saw Guide Ass'y 3/8"		Ref.	091-095174	Roller Guide Block Assembly	
REF.	090-295056	Lower Roller Saw Guide Ass'y 1/2"		1	090-335175	Upper Guide Sub-Assembly	
4	Ref.	Select flanged backup roller sub-ass'y from type I detail and parts list.		2	091-982363	. Upper Guide Block	1
				3		. Scr., Soc. Hd. Cap 1/4-20NC x 1/2	1
5	090-289612	. Lower Saw Guide Block	1	4	091-993212	. Washer, Lock 1/4 Std.	1
6	Ref.	Select side roller sub-ass'y from type I detail and parts list.		5	090-335092	. Coolant Nozzle	1
				6	114-145287	. Clean Nipple	1
	091-982397	. Scr., Soc. Hd. Cap 1/4-20NC x 3/4 (Not Shown)	2	7	107-0151045	. Hex. Pipe Nipple	1
	091-993212	. Washer, Lock 1/4 Std.	2	8	091-984484	. Scr., Soc. Hd. Set 3/8-16NC x 3/8	2
				9	090-017419	. Plug	2
					090-336363	. Coolant Guard	1
						. Cloth Bag (Not Shown)	1
TYPE II - ROLLER AND SPINDLE ASSEMBLY							
REF.	090-289679	Side Roller Guide Assembly		Ref.	090-172156	Lower Guide Sub-Assembly	
1	091-007583	. Guide Roller 1"	1	10	090-277435	. Lower Guide Block	1
2	090-013038	. Retaining Ring	2	11	090-021403	. Chip Deflector	1
3	090-017799	. Bearing	1	12	091-982355	. Scr., Soc. Hd. Cap 1/4-20NC x 3/8	2
4	090-015686	. Retaining Ring	1			. Plug	2
5	090-135302	. Spindle	1	13	090-017419	. Plug	2
				14	091-984492	. Scr., Soc. Hd. Set 3/8-16NC x 1/2	2

REVISED
AND
REDRAWN

SCL 12-10-74

SCL 3-26-81

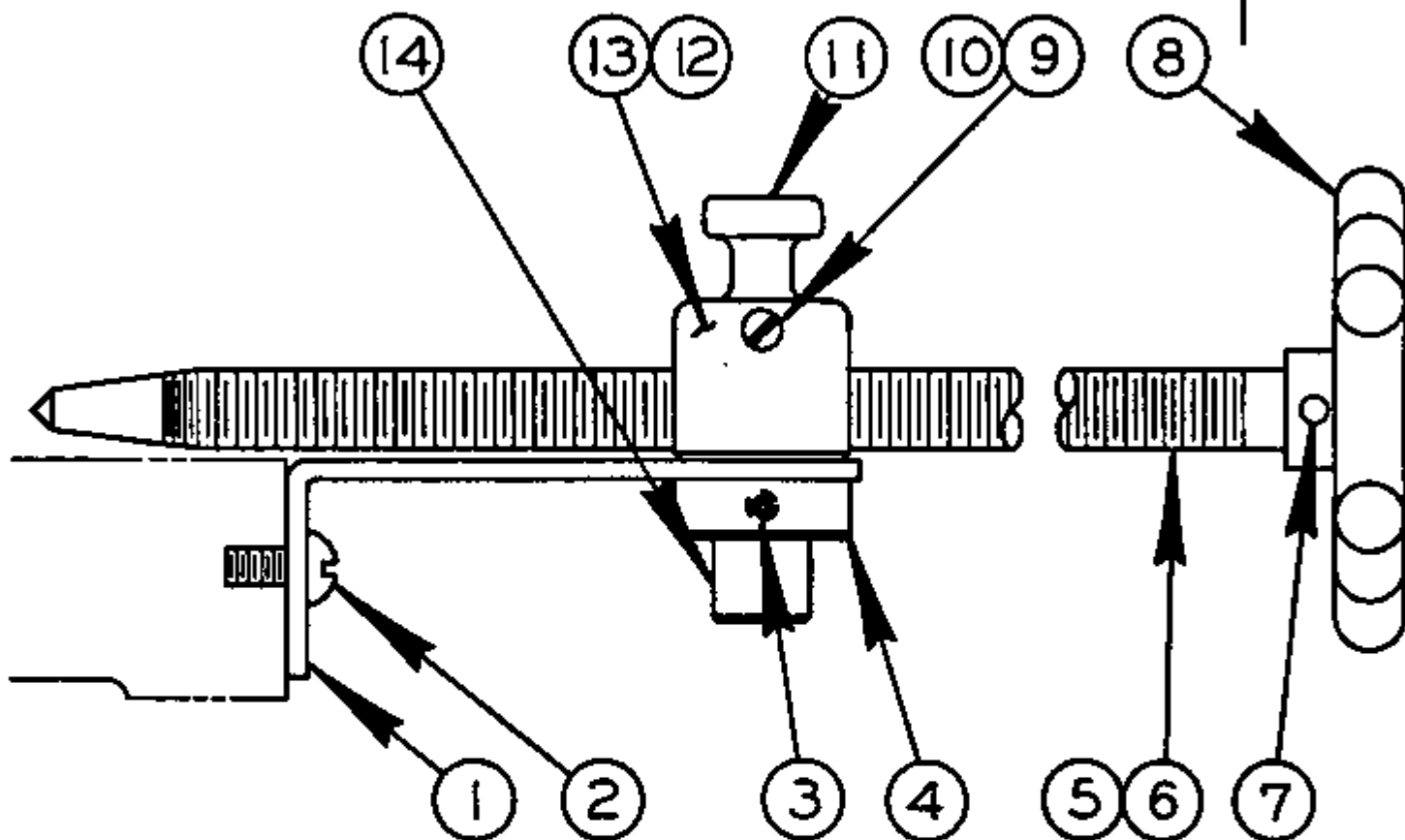
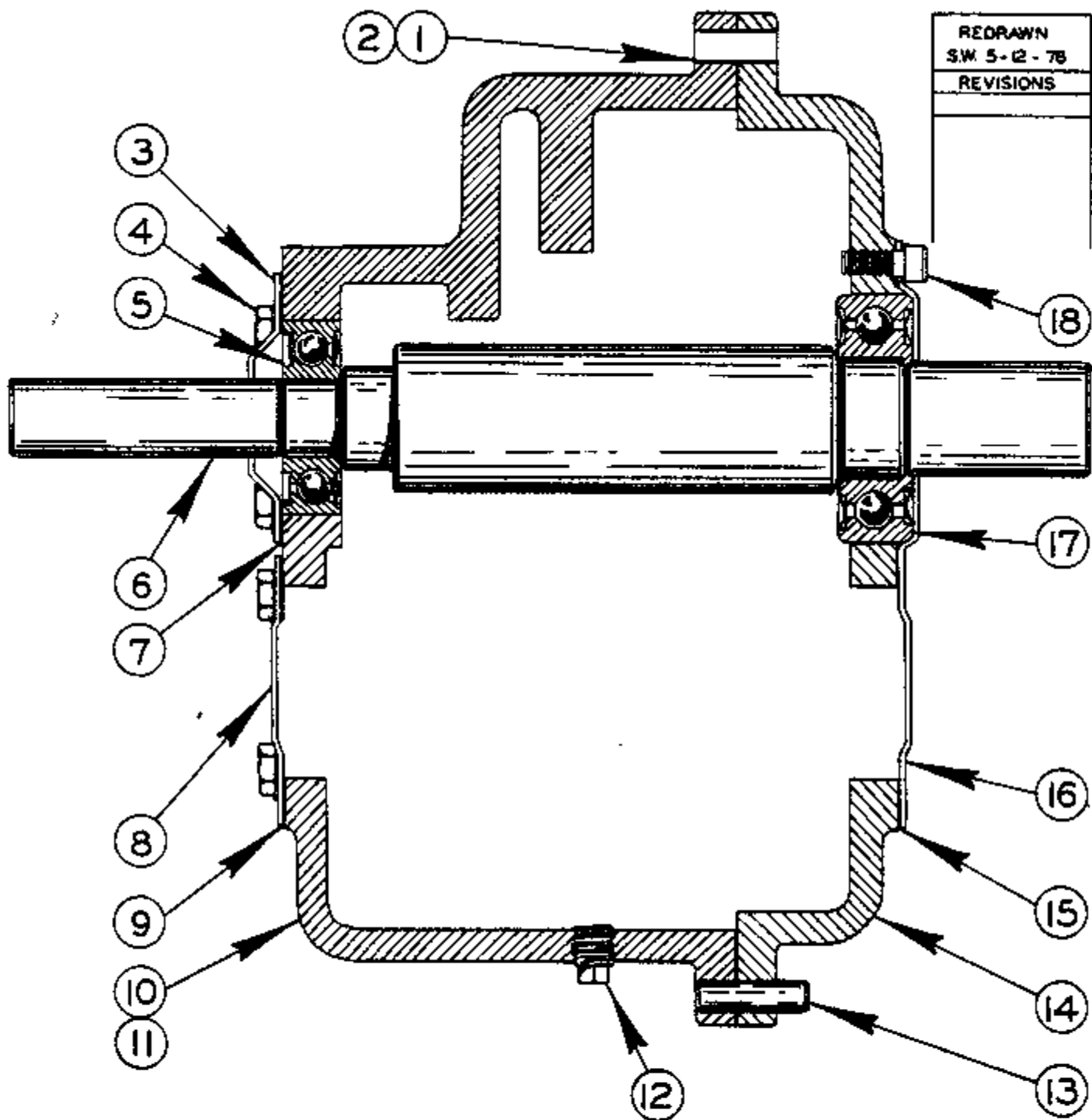


TABLE SCREW FEED ASSEMBLY

TABLE SCREW FEED ASSEMBLY

INDEX NO.	CATALOG NO.	DESCRIPTION	UNITS PER ASS'Y.
Ref.	135-062123	Table Screw Feed Assembly (1612, 1612-0, 1612-1, 2013, 2013-0, 2013-1, 2013-10, 2013-2, 2013-20, 2013-U, 2612-1, 2614-1, 3612, 3612-1, 3613-0, 3613-10, 3613-1, 3613-2, 3613-20, E3613-20, E2013-U)	
Ref.	090-454679	Table Screw Feed Assembly (1613-2, 3613-2, 3613-2, 6013-2)	
*1	135-062115	. Bracket	1
*2	091-988956	. Screw, Rd. Hd. Mach. 1/4-20NC x 1/4	2
*3	091-984104	. Screw, Sac. Set #10-24NC x 1/4	1
*4	111-284188	. Collar	1
5	111-030078	. Screw Feed Handle and Screw Sub-Assembly	1
6	111-034013	. . Screw Feed Screw	1
7	090-042557	. . Roll Pin	1
8	134-031061	. . Screw Feed Handle	1
9	135-052249	. Screw Feed Swivel Sub-Assembly	1
10	091-988386	. . Screw, Rd. Hd. Mach. #6-32NC x 1/4	1
11	105-034029	. . Screw Feed Key	1
12	105-035026	. . Steel Ball	2
13	105-035018	. . Detent Spring	1
14	105-034011	. . Screw Feed Swivel	1

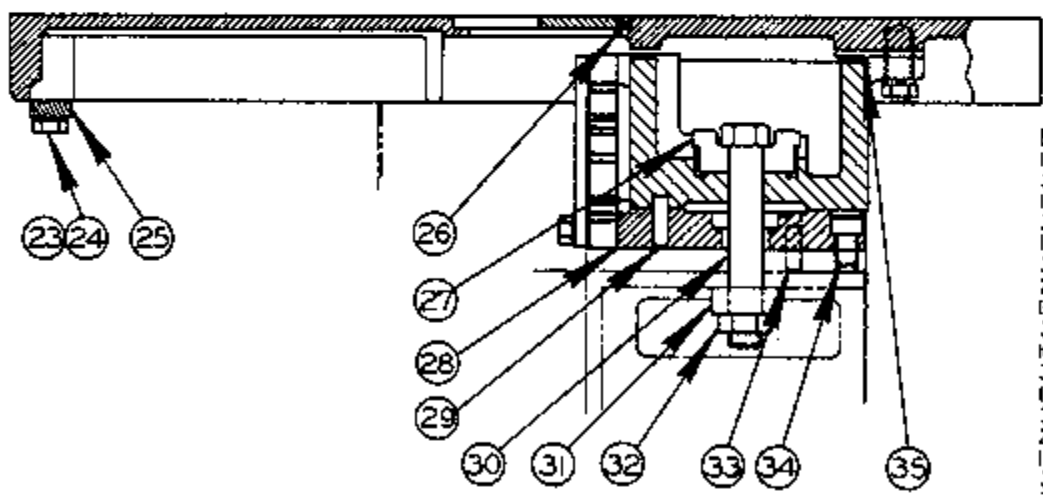
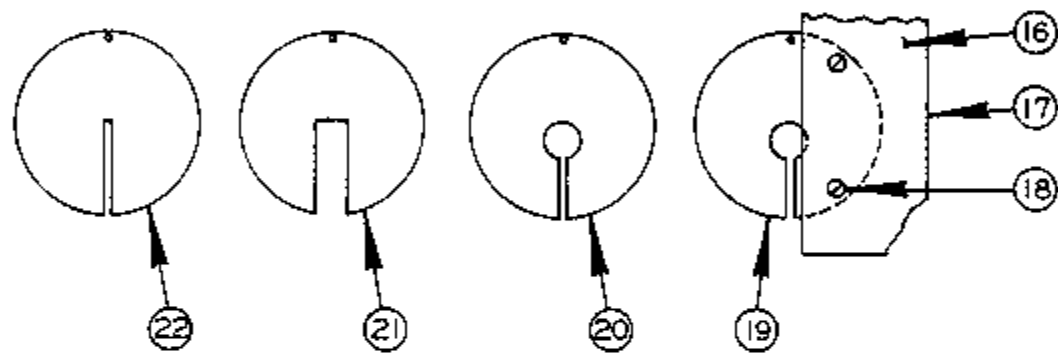
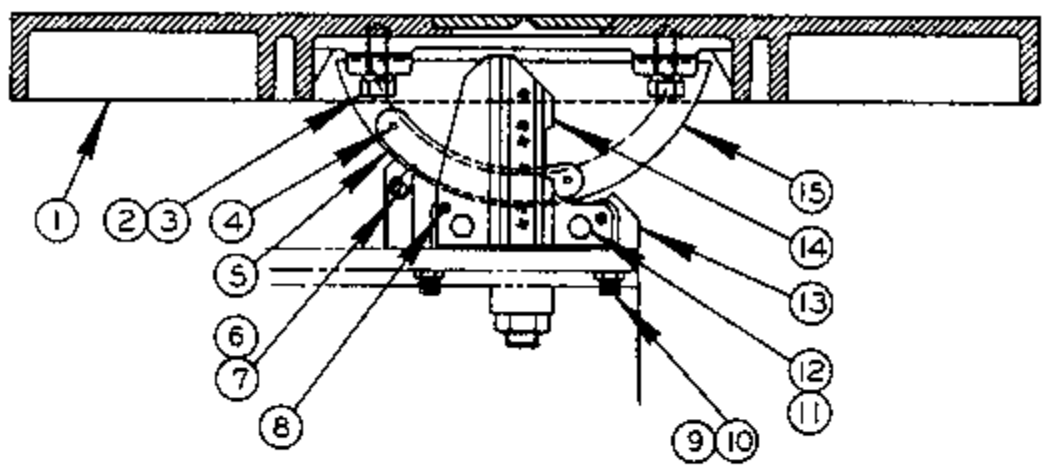
*NOTE: Starred Items Used On Assembly 135-062123 Only.



SPINDLE ASSEMBLY

SPINDLE ASSEMBLY

INDEX NO.	CATALOG NO.	DESCRIPTION	UNITS PER ASS'Y
Ref.	090-545963	Spindle Assembly	
1	105-044150	. Dowel Pin	1
2	091-987685	. Screw, Flat Hd, Mach. 5/16-18NC x 3/4	4
3	105-043020	. Cover	1
4	091-982355	. Screw, Soc. Hd, Cap 1/4-20NC x 3/8	8
5	091-001222	. Bearing	1
6	090-285693	. Shaft	1
7	135-018992	. Spacer	A.R.
8	105-043038	. Cover	1
9	105-043095	. Gasket	2
10	135-005502	. Case	1
11	105-046189	. Pipe Plug	1
12	105-046122	. Pipe Plug	2
13	105-044127	. Dowel Pin	2
14	105-041099	. Cover	1
15	105-043087	. Gasket	1
16	135-027597	. Cover	1
17	090-048463	. Bearing	1
18	091-982355	. Screw, Soc. Hd, Cap 1/4-20NC x 3/8	9



MODEL	FIRST MACH	LAST MACH
16M	134-58101	134-60590
30M	135-58101	135-59218
1612-U	145-59101	146-682364
3012-U	147-59101	147-681104
1611-U	270-68101	270-68156
3612-U	271-68101	271-68131
2612-1	172-60101	172-68229
1612-0	209-62101	209-681620
3613-0	244-66101	244-68192
1612-1	148-58101	148-73539
3613-1	149-60134	149-73706
1612-0	277-68101	277-751728
3613-0	278-68101	278-77825
2612-1	285-68101	285-76200
1612	287-68101	287-76450
3612	291-68101	291-77235
3612-1	380-77101	
3613-0	381-77101	
362-2	398-78101	
3613-20	399-78101	

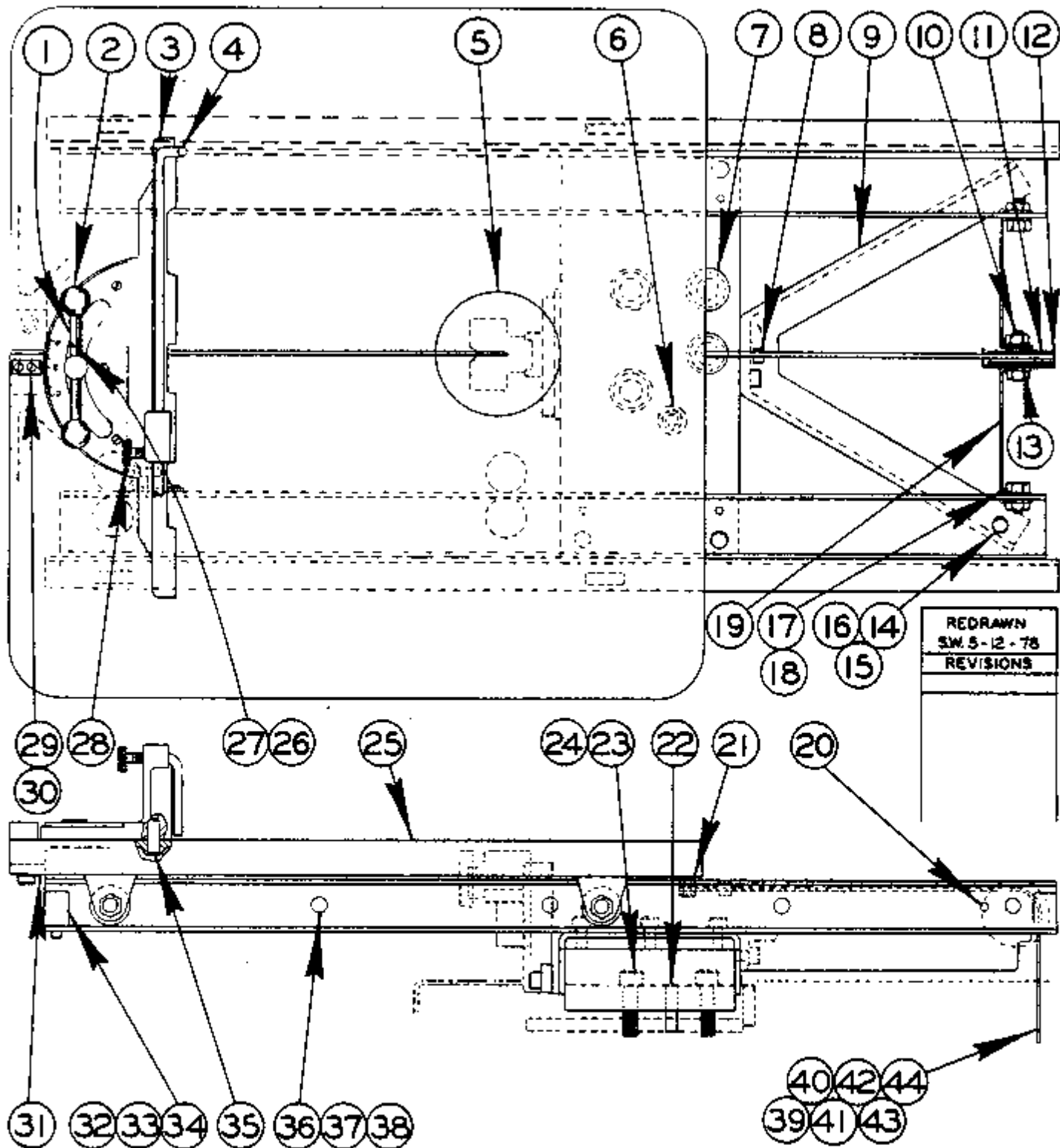
TABLE AND TRUNNION ASSEMBLY

TABLE AND TRUNNION ASSEMBLY

INDEX NO.	CATALOG NO.	DESCRIPTION	UNITS PER ASS'Y
REF.	090-524356	Table And Trunnion Assembly (16M & 30M, 1611-U, 3012-U, 1612-U, 3612-U, 1612-0, 3613-0, 1612, 3612, 3612-1, 3613-10, 3612-2, 3613-20)	
REF.	090-549353	Table And Trunnion Assembly (1612-1)	
REF.	090-553066	Table And Trunnion Assembly (2612-1, 3613-1)	
REF.	090-598624	Table And Trunnion Assembly (2612-1, 3613-1)	
1	090-541855	. Table (24" x 24" Specify Size)	USE
	090-553033	. Table (26" x 26" Specify Size)	
	090-598269	. Table (30" x 30" Specify Size)	ONE
2	091-980656	. Screw, Hex. Hd. Cap 1/2-13NC x 1	4
3	091-993774	. Washer, Lock 1/2" Shakeproof Ext.	4
4	091-994012	. Screw, Rd. Hd. Drive PK #6 x 3/8 Type "U"	2
5	090-038613	. Escutcheon	1
6	134-033158	. Pointer	1
7	091-988378	. Screw, Rd. Hd. Mach. #6-32NC x 3/16	1
8	135-005163	. Dowel Pin	2
9	091-985788	. Screw, Soc. Set 3/8-16NC x 3/4 Flat Point (090-524356 Only)	5
10	091-991273	. Nut, Jam 3/8-16NF (090-524356 Only)	5
11	091-980458	. Screw, Hex. Hd. Cap 3/8-16NC x 7/8 (090-524356 Only)	2
	091-980474	. Screw, Hex. Hd. Cap 3/8-16NC x 1 1/4 (090-549353, 090-598624 Only)	2
12	091-993329	. Washer, Lock 3/8 Std.	A.R.
13	090-406497	. Cradle	1
14	090-242447	. Lower Post Block	1
15	090-406455	. Trunnion	1
*16	090-076456	. Small Parts Filing Assembly	1
*17	090-120460	. Plate	1
*18	091-987487	. Screw, Flat Hd. Cap #10-24NC x 3/8	2
*19	090-120452	. Center Plate	1
*20	090-106279	. Center Plate (Used on Band Filing Assembly)	1
*21	090-105701	. Center Plate (Used on Band Polishing Assembly)	1
22	090-104902	. Center Plate	1
23	091-980466	. Screw, Hex. Hd. Cap 3/8-16NC x 1	2
24	091-992644	. Washer, Flat 3/8 Std.	1
25	090-045998	. Clamp	1
26	090-042094	. Roll Pin	1
**27	090-394644	. Head	1
28	091-333203	. Shim (090-524356 Only)	A.R.
	091-333211	. Shim (090-524356 Only)	A.R.
29	114-004732	. Dowel Pin	2
30	091-981068	. Screw, Hex. Hd. Cap 3/4-16NC x 5	USE
	091-981233	. Screw, Hex. Hd. Cap 3/4-16NC x 3/4	ONE
31	090-105016	. Spacer	1
32	091-991414	. Nut, Hex. 3/4-16NF	1
33	134-134071	. Dowel Pin	2
34	091-982918	. Screw, Soc. Hd. Cap 1/2-13NC x 3/4	4
35	091-333104	. Shim (090-598624, 090-524356 Only)	A.R.
	091-333112	. Shim (090-598624, 090-524356 Only)	A.R.
	091-333120	. Shim (090-598624, 090-524356 Only)	A.R.
	091-333138	. Shim (090-598624, 090-524356 Only)	A.R.
	135-009934	. Shim (090-549353, 090-553066 Only)	A.R.
	090-108531	. Wrench (Not Shown) (090-524356 Only)	1
	091-333146	. Shim (090-598624 Only)	A.R.

*Note: Items #16 thru #21 Are Not Part of Assemblies 090-524356, 090-549353, 090-553066, 090-598624.

**Note: Before Ser. #287-70259 on 1612, Before Ser. #277-70778 on 1612-0, Before Ser. #148-701464 on 1612-1, And Before Ser. #278-70253 on 3613-0, 090-394644 Head Was 090-107566.

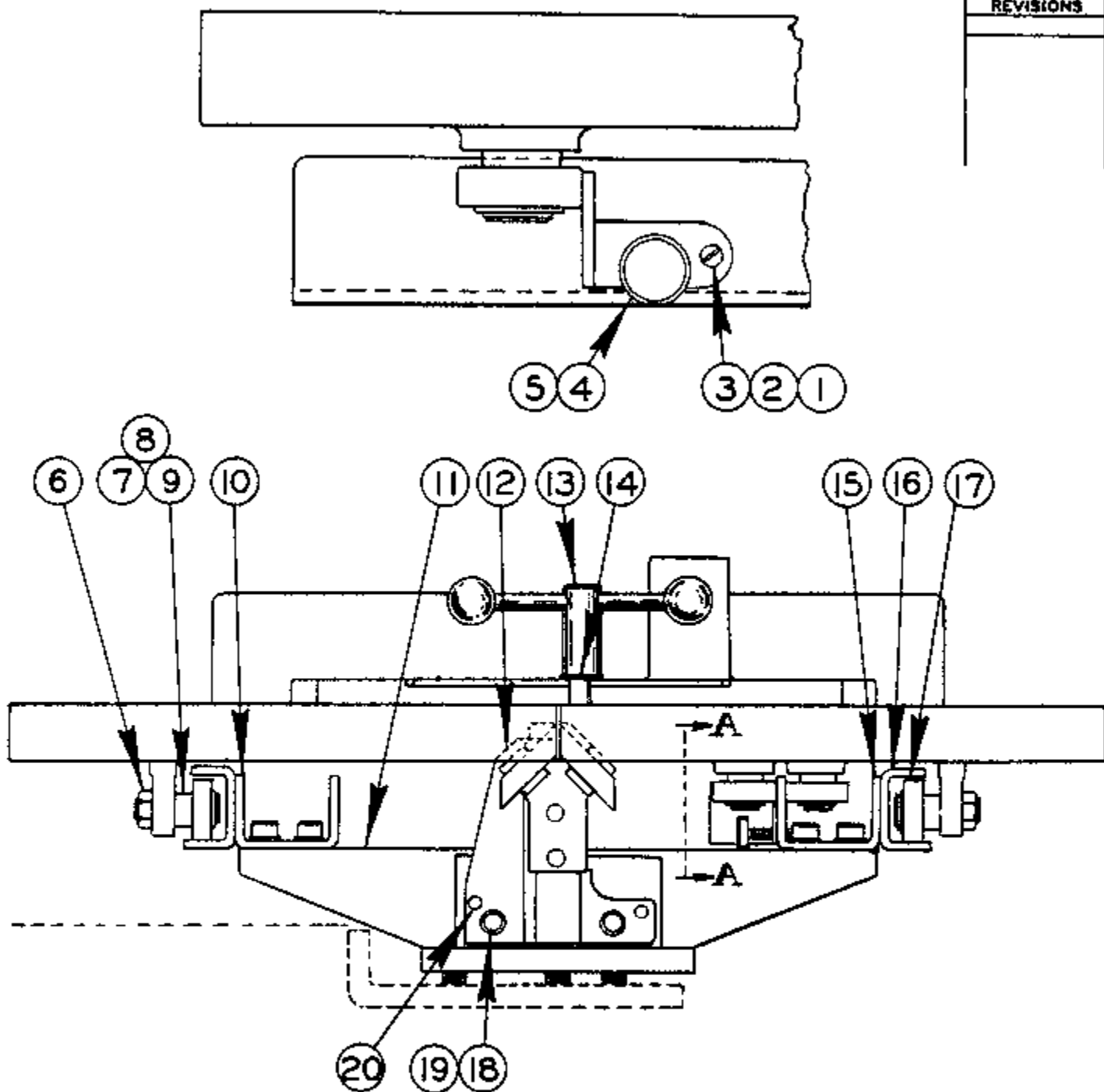


SLIDING TABLE ASSEMBLY

MODEL	FIRST MACH.	LAST MACH.
1612-UOT	186-60101	
3012-U	147-61186	147-681104
1812-1	148-61362	148-731539
3613-1	149-61189	149-73706

SLIDING TABLE ASSEMBLY

INDEX NO.	CATALOG NO.	DESCRIPTION	UNITS PER ASS'Y
Ref.	54745	Sliding Table Assembly	
1	090-116344	. Shaft	1
2	114-115183	. Knob	2
3	090-514969	. Miter Head	1
4	135-019768	. Gage Rod	1
5	090-104902	. Center Plate	1
6	090-135245	. Plug Button ..	2
7	135-045284	. Plug Button	4
8	135-092526	. Cable Clamp	2
9	090-460213	. Brace	1
10	091-982454	. Screw, Hex. Hd, Cap 1/4-20NC x 1 1/2	1
11	134-135045	. Power Feed Pulley	1
12	134-133016	. Pulley Cap	1
13	105-133094	. Washer	2
14	091-982785	. Screw, Soc. Hd, Cap 3/8-16NC x 3/4	10
15	091-992644	. Washer 3/8 Std. SAE	8
16	091-991265	. Nut, Hex. 3/8-16NC Std.	2
17	091-982421	. Screw, Hex. Hd, Cap 1/4-20NC x 1	2
18	091-991158	. Nut, Hex. 1/4-20NC	3
19	091-040154	. Bracket-Pulley	2
20	090-163528	. Dowel	4
21	091-040162	. Cable Stud	1
22	135-004455	. Dowel	2
23	091-982967	. Screw, Soc. Hd, Cap 1/2-13NC x 1 3/4	4
24	091-993279	. Washer, Lock 1/2 Std.	4
25	090-547472	. Table	1
26	135-016145	. Protractor Plate	1
27	091-988675	. Screw, Rd. Hd. Mach. #10-24NC x 3/8	3
28	134-174010	. Thumbscrew	1
29	091-040113	. Pointer	1
30	091-982249	. Screw, Soc. Hd, Cap #10-24NC x 7/8	2
31	091-017541	. Lock Bar	1
32	091-023978	. Bumper Sub-Assembly	4
33	091-982215	. Screw, Soc. Hd, Cap #10-24NC x 5/8	8
34	091-993196	. Washer, Lock #10 Std.	8
35	114-004732	. Dowel	1
36	091-987628	. Screw, Flat Hd, Mach. 1/4-20NC x 3/4	10
37	091-991158	. Nut, Hex. 1/4-20NC Std.	10
38	091-993212	. Washer, Lock 1/4" Std.	13
39	135-052884	. Power Feed Cord	A.R.
40	135-074979	. Equalizer Pulley Assembly	1
41	091-980292	. Screw, Hex. Hd, Cap 5/16-18NC x 1	1
42	091-993022	. Washer 3/8 Wrought	1
43	091-993238	. Washer, Lock 5/16"	1
44	091-991224	. Nut, Hex. 5/16-18NC	1
	091-043950	. Cable Beam (Not Shown)	1

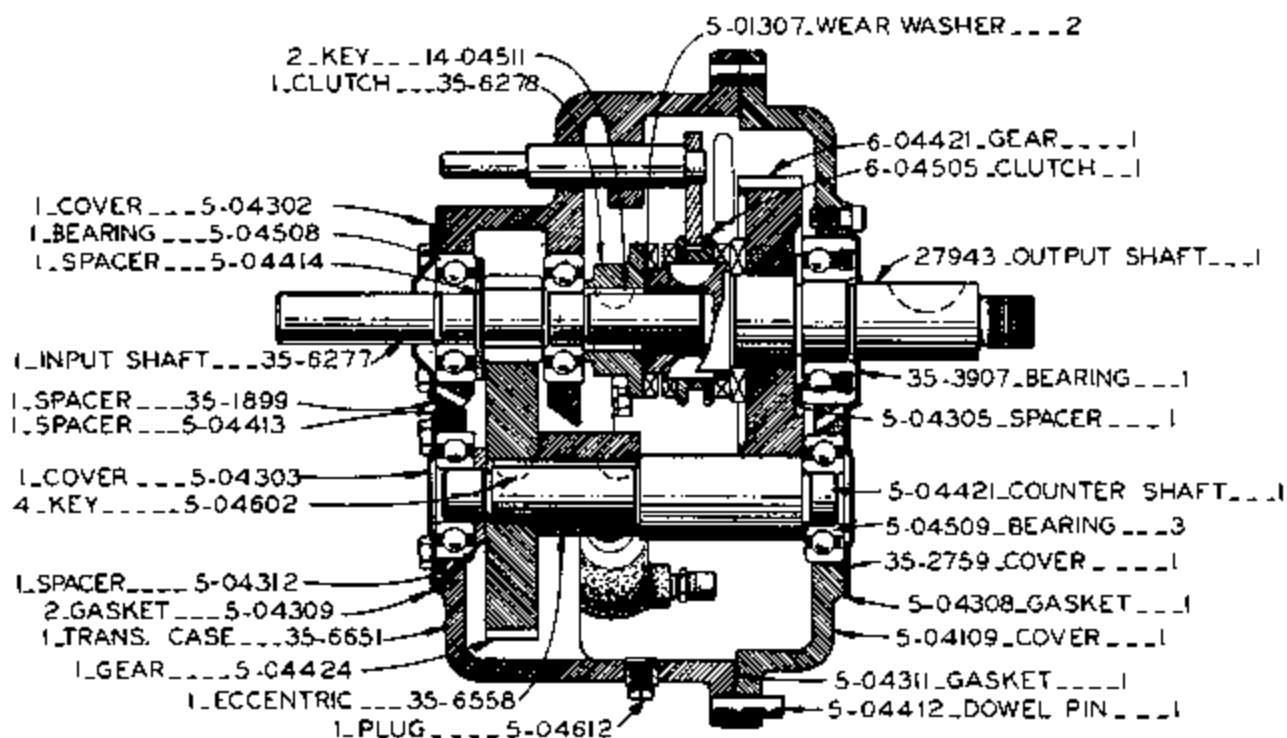
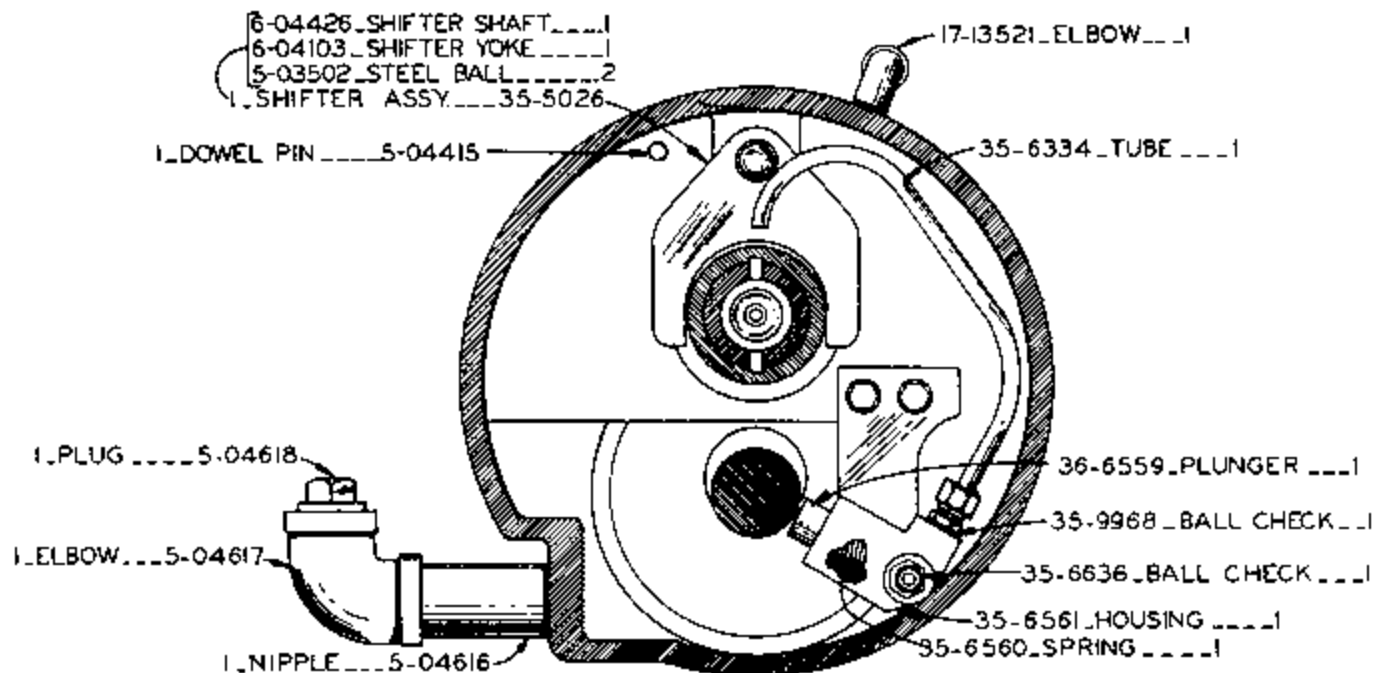


SLIDING TABLE ASSEMBLY

MODEL	FIRST MACH.	LAST MACH.
1812-U01	188-80101	
3012-U	147-81186	147-88104
1812-1	148-81362	148-731538
3613-1	149-81189	149-73706

SLIDING TABLE ASSEMBLY

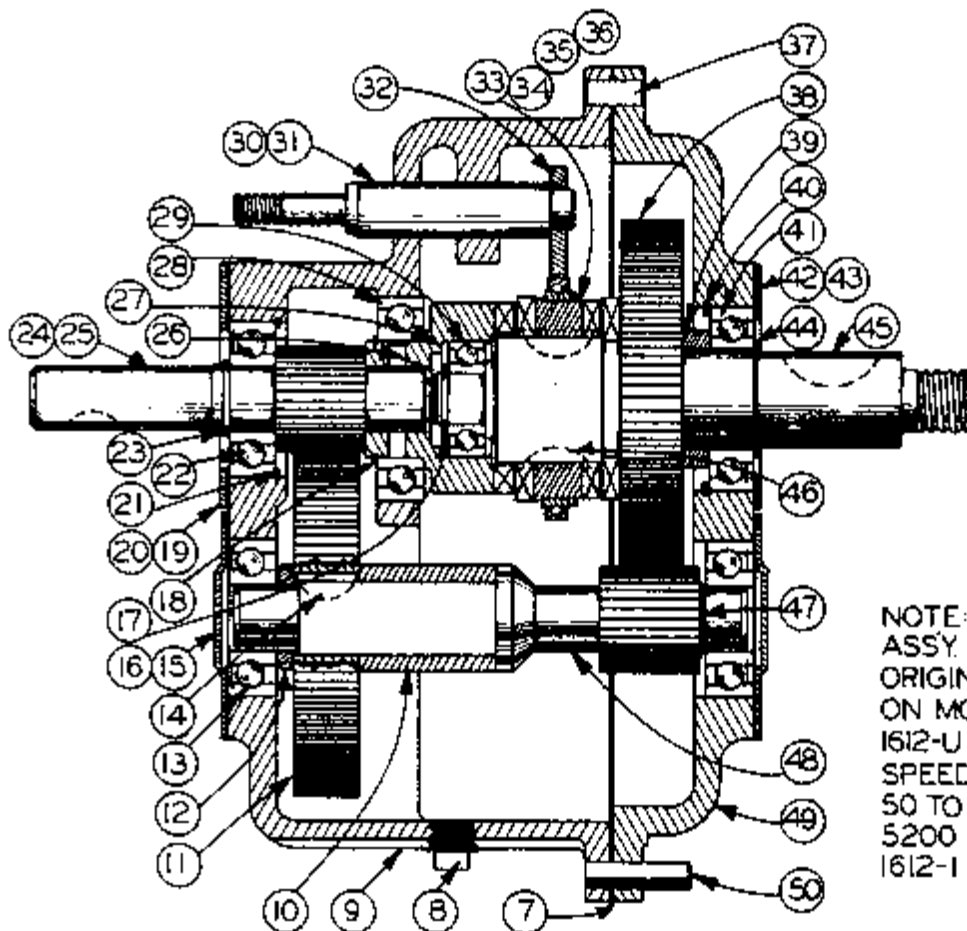
INDEX NO.	CATALOG NO.	DESCRIPTION	UNITS PER ASS'Y
Ref.	54745	Sliding Table Assembly	
1	090-150350	. Screw, Fil. Hd, Mach. 1/4-20NC x 5/8	1
2	091-991141	. Nut, Jam 1/4-20NC	2
3	091-992602	. Washer SAE, 1/4" Std.	11
4	111-024014	. Thumbscrew	1
5	091-040170	. Stop Bracket	1
6	090-127051	. Nut, Flex Loc.	4
7	091-023952	. Stud	8
8	091-023960	. Plug	8
9	135-064269	. Retaining Ring	8
10	090-460155	. Channel	1
11	090-460163	. Base Weldment	1
12	090-242447	. Lower Post Block	1
13	090-116351	. Stud	1
14	091-993030	. Washer, Plain 7/16 S.A.E.	1
15	090-460148	. Channel	1
16	090-460189	. Track	2
17	091-012682	. Bearing	8
18	091-983718	. Screw, Soc. Hd, Cap 3/8-16NC x 1	4
19	091-993329	. Washer, Lock 3/8 Std.	12
20	135-032185	. Dowel	6



NOTE:
 FOR MACHINES
 HAVING EXTENDED SPEED RANGES
 OF 50-300 F.P.M. AND 850 TO 5200 F.P.M.
 SEE CHECK SHEET FOR SPEED RANGE.

54300
 TRANSMISSION ASSEMBLY
 MODEL 16M - 30M
 1612-U_3012-U

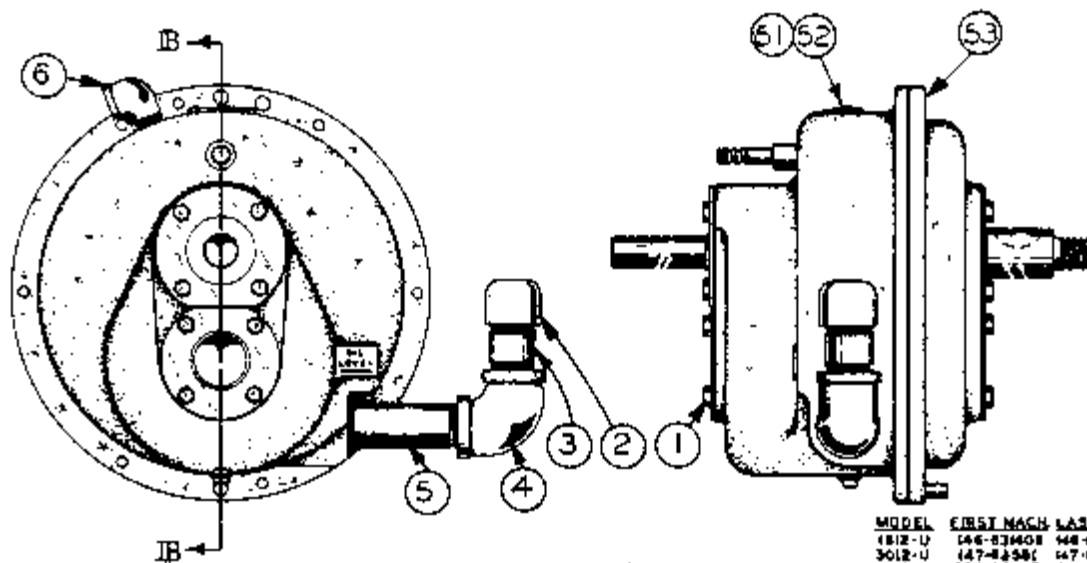
MODEL	FIRST MACHINE	LAST MACHINE
16M	134-28101	134-40390
30M	135-58101	135-80218
1612-U	148-28101	148-83405
3012-U	147-58101	147-65580
1612-D	208-42101	208-83444



REVISIONS	
9-11-67	W.S.
RMV	1:50-40
S.W. 8-18-68	
S.W. 4-21-72	
S.C.L. 11-18-73	
S.C.L. 10-15-74	
S.W. 3-13-77	

NOTE: THIS TRANS. ASSY. REPLACES ORIGINAL EQUIPMENT ON MODELS 16-M, 30-M, 1612-U & 3012-U WITH SPEED RANGES OF 50 TO 300 & 850 TO 5200 F.P.M., ALSO THE 1612-I AND 3613-I.

SECTION IB-IB



TRANSMISSION ASSY

C-4-40 CM-4-18

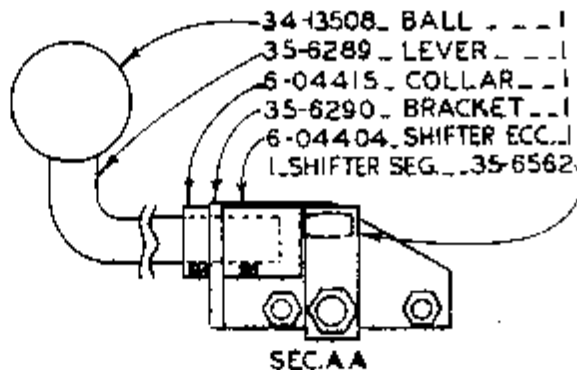
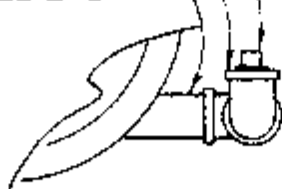
MODEL	FIRST MACH	LAST MACH
1612-U	146-83401	148-682354
3012-U	147-84581	147-68104
1612-O	208-43141	208-60820
1612-L	148-83838	148-73538
3613-I	149-83248	149-73708
MP-1-M	255-68102	258-68231
1611-U	270-68401	270-68158
3612-U	271-68101	271-68131
1612-O	277-68101	277-72728
3613-O	278-68101	278-77825
3612-M	272-68801	272-77873
1612	287-68101	287-78450
3612	281-68101	281-77835
1612-M	288-68101	288-75436
2013	301-71101	301-74186
2012-A	320-72101	320-74333
2013-O	321-72101	321-74337
2012-AT	330-74101	
2013-I	338-74801	330-74111
2013-O	338-74101	
2012-1A	340-74101	
2012-1AT	341-74101	
2012-1M	348-75101	
3612-I	350-77101	
3413-1O	351-77101	
3612-1A	362-77101	

TRANSMISSION ASSEMBLY

INDEX NO.	CATALOG NO.	DESCRIPTION	UNITS PER ASSY
Ref.	090-559972	2 Speed Transmission Assembly	
1	091-980052	. Screw, Hex. Hd. Cap 1/4-20NC x 3/8	16
2	090-110693	. Pipe Cap	1
3	090-059056	. Nipple	1
4	105-046171	. 90° Elbow	1
5	091-001875	. Nipple	1
6	117-135210	. 90° St. Elbow	1
7	105-043111	. Gasket	1
8	105-046122	. Pipe Plug	1
9	090-548710	. Transmission Case	1
10	091-027268	. Spacer	1
11	105-044242	. Gear	1
12	091-032359	. Spacer	1
13	091-085571	. Bearing	2
14	105-046023	. Key	1
15	105-043038	. Cover	2
16	105-043095	. Gasket	2
17	091-041640	. Ext. Retaining Ring (Waldes Kohinoor #5100-59)	1
18	135-075380	. Ext. Retaining Ring (Waldes Kohinoor #5100-137)	1
19	091-056887	. Cover Plate	1
20	091-056895	. Gasket	1
21	135-081891	. Int. Retaining Ring (Waldes Kohinoor #N5000-181)	1
22	091-001222	. Bearing #3000 (New Departure #Z99504 X1C)	1
23	135-086643	. Ext. Retaining Ring (Waldes Kohinoor #5100-78)	1
24	090-317389	. Input Shaft Sub-Assembly	1
25	090-317371	. Input Shaft and Pinion	1
26	090-042615	. Roll Pin	1
27	090-317355	. Clutch	1
28	090-022732	. Bearing #3L00 (New Departure #3L07 X1A)	1
29	091-057497	. Ball Bearing #3000 (New Departure #3202 X1A)	1
*30	091-114496	. Shifter Fork Assembly	1
31	091-114462	. Shifter Shaft	1
32	091-114488	. Yoke Weldment	1
*33	091-114512	. Shifter Clutch Assembly	1
34	090-486218	. Shifter Clutch	1
35	091-114504	. Ball Bearing (Fafnir Bearing #B-546)	1
36	090-042094	. Roll Pin	3
37	105-044150	. Dowel Pin	1
38	106-044217	. Clutch Gear	1
39	091-056861	. Spacer	1
40	091-057091	. Int. Retaining Ring (Waldes Kohinoor #N5000-218)	1
41	091-056994	. Bearing #3L00 (New Departure #93L06 X1A)	1
42	091-056911	. Gasket	1
43	091-056903	. Cover Plate	1
44	091-090662	. Inverter Ext. Retaining Ring (Waldes Kohinoor #5108-112)	1
45	090-317330	. Output Shaft	1
46	135-071926	. Key	2
47	091-057000	. Shim	A.R.
48	090-292699	. Countershaft	1
49	090-470469	. Transmission Cover	1
50	105-044127	. Dowel Pin	1
51	091-364455	. Escutcheon	1
52	091-993964	. Screw, Rd. Hd. Drive #2 x 3/16 Type "U"	2
53	091-987685	. Screw, Fl. Hd. Mach., 5/16-18NC x 3/4	4
	091-384453	. Oil (1 Qt.) (Not Shown)	1

*NOTE: Shifter Fork Assembly was 135-050268 and Clutch Assembly was 106-045057 To replace order #091-114496 Shifter Fork Assembly and #091-114512 Shifter Clutch Assembly.

- 1.PLUG _ _ _ 5-04618
- 2.ELBOW _ _ _ 5-04617
- 1.NIPPLE _ _ _ 35-3502
- 1.NIPPLE _ _ _ 100187



SEC.AA

21864.LOWER WHL ASSY

- 1.TIRE _ _ _ 35-6154
- 1.WHEEL _ _ _ 41003

- 1.DOWEL _ _ _ 5-04415
- 1.COVER _ _ _ 5-04109
- 1.GEAR _ _ _ 6-04421
- 1.GASKET _ _ _ 5-04308
- 1.SPACER _ _ _ 5-04305
- 1.BEARING _ _ _ 35-3907

- 1.OUTPUT SHAFT.21788
- 1.COVER _ _ _ 35-2759

- 1.COUNTER SHAFT_ 5-04421
- 1.COUNTER SHAFT BRG_ 5-04509
- 2.KEY _ _ _ 5-04602
- 1.GEAR _ _ _ 6-04424

- 1.GASKET _ _ _ 5-04311
- 1.DOWEL _ _ _ 5-04412
- 1.PLUG _ _ _ 5-04612

- 35-7192.CLUTCH KEY _ _ 2
- 6-04505.SHIFT CLUTCH _ 1
- 35-5028.SHIFT FORK ASSY
- 17-13521.ELBOW _ _ _ 1
- 1.SPACER _ _ _ 35-6563

- 6-04423.HS.CLUTCH GEAR.1
- 5-04307.SPACER _ _ _ 1
- 5-04306.SPACER _ _ _ 1
- 5-04509.BEARING _ _ 1
- 5-04414.SPACER _ _ 1
- 5-04413.SPACER _ _ 1
- 5-04302.COVER _ _ 1
- 43144.INPUT PULLEY. 1
- 28832.INPUT SHAFT. 1
- 35-4899.SPACER AS REQ
- 5-04508.BEARING _ _ 1
- 5-04309.GASKET _ _ 2
- 5-04312.SPACER _ _ 1
- 5-04303.COVER _ _ 1
- 5-04424.DRIVE GEAR _ 1
- 6-04425.COLLAR _ _ 1
- 35-6651.CASE _ _ _ 1

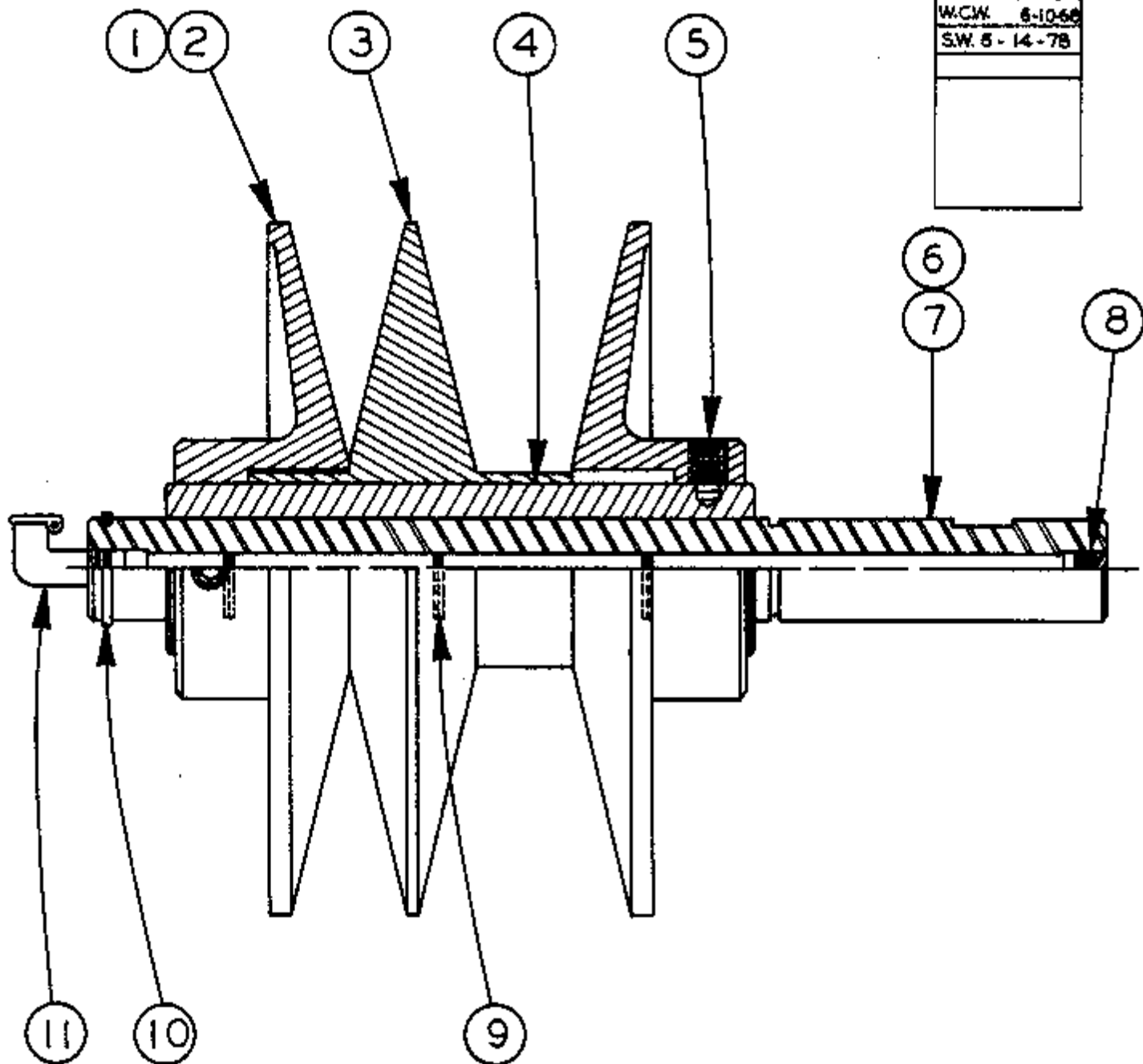
TRANSMISSION ASSEMBLY
LESS WHEEL PULLEY & GEAR SHIFT.54677

NOTE:
FOR MACHINES
HAVING SPEED RANGE 50-1250 F.P.M.
SEE CHECK SHEET FOR SPEED RANGE

54677
TRANSMISSION ASSY.
MODELS 1612-U & 3012-U

MODEL	FIRST MACH	LAST MACH.
1612-U	149-59101	149-61520
3012-U	147-59401	147-61186

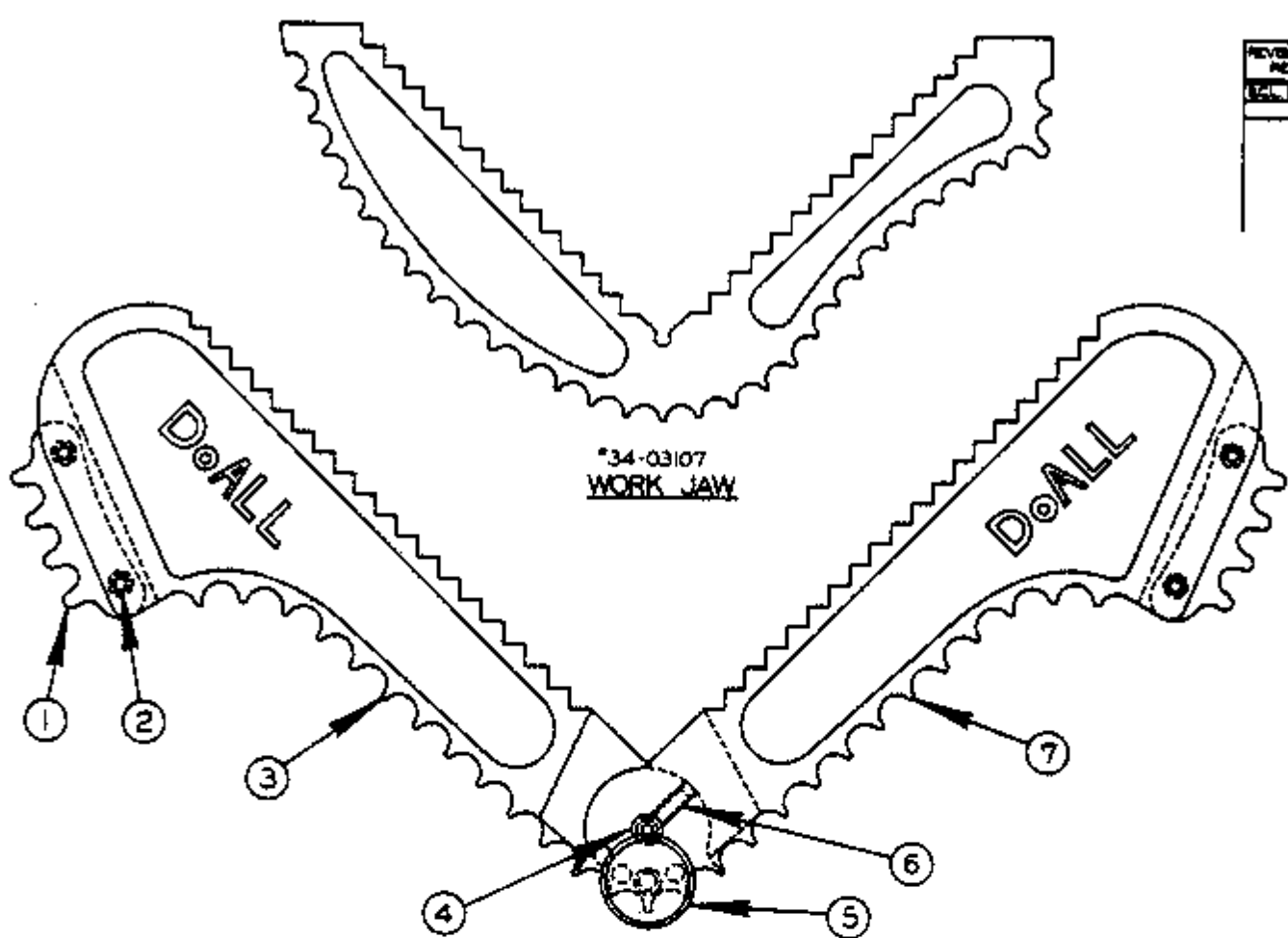
REVISIONS	
REVISED AND REDRAWN	
R.M.V.	1-31-68
W.C.W.	6-10-68
S.W.	5-14-78



6P & 6P-A
VARIABLE SPEED PULLEY

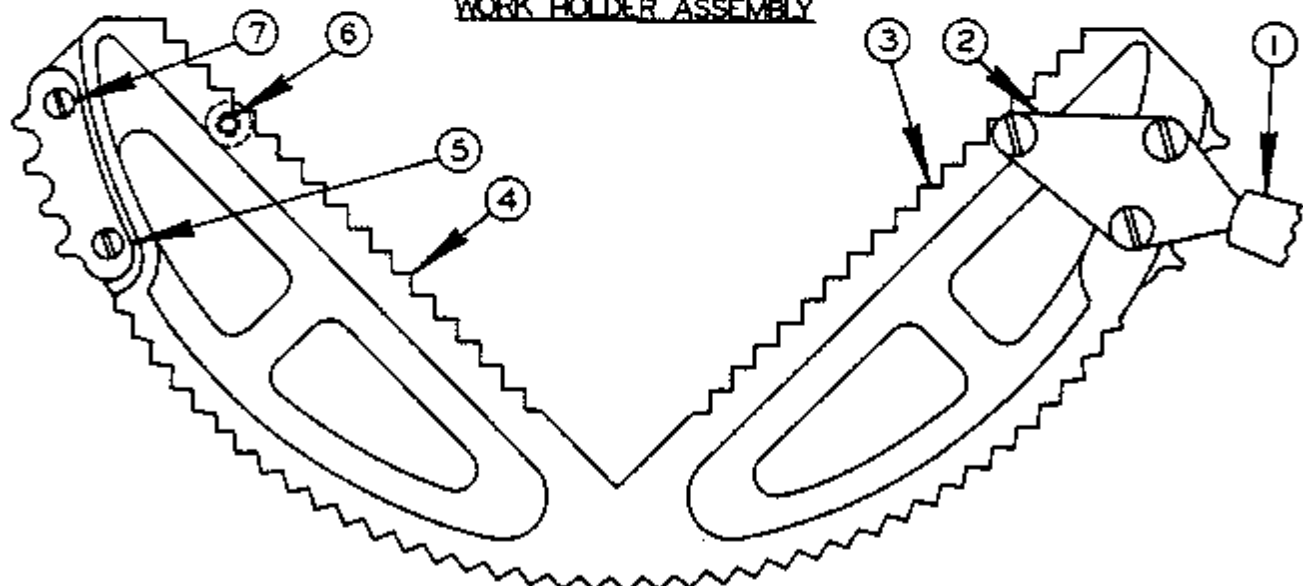
6P & 6P-A
 VARIABLE SPEED PULLEY

INDEX NO.	CATALOG NO.	DESCRIPTION	UNITS PER ASS'Y
Ref.	090-431461	6P Speedmaster Variable (16-M, 30-M, 1612-UM, BF, CM-16, 1612-U & 3012-U)	
Ref.	090-454232	6P-A Speedmaster Variable (1612-O, 3613-O, 1612-U, 3612-U, 3612-H, 1611-H, 1612-1, 3613-1, 1612, 3612, 1612-H)	
1	090-248840	. Sheave Sub-Assembly	1
2	090-248816	. . End Sheave	2
3	090-248824	. . Center Sheave	1
4	090-108572	. . Sleeve	1
5	091-984369	. . Screw, Soc. Set 5/16-18NC x 3/8	4
6	090-225087	. 6P Shaft Sub-Assembly	1
	090-288127	. 6P-A Shaft Sub-Assembly	1
7	090-225079	. 6P Shaft	1
	090-288135	. 6P-A Shaft	1
8	090-108598	. Plug	1
9	090-104969	. Oil Wick	3
10	090-011396	. Retaining Ring	1
11	090-108614	Oiler (Not Part of Variable Assembly)	1



*34-03107
WORK JAW

*40262
WORK HOLDER ASSEMBLY

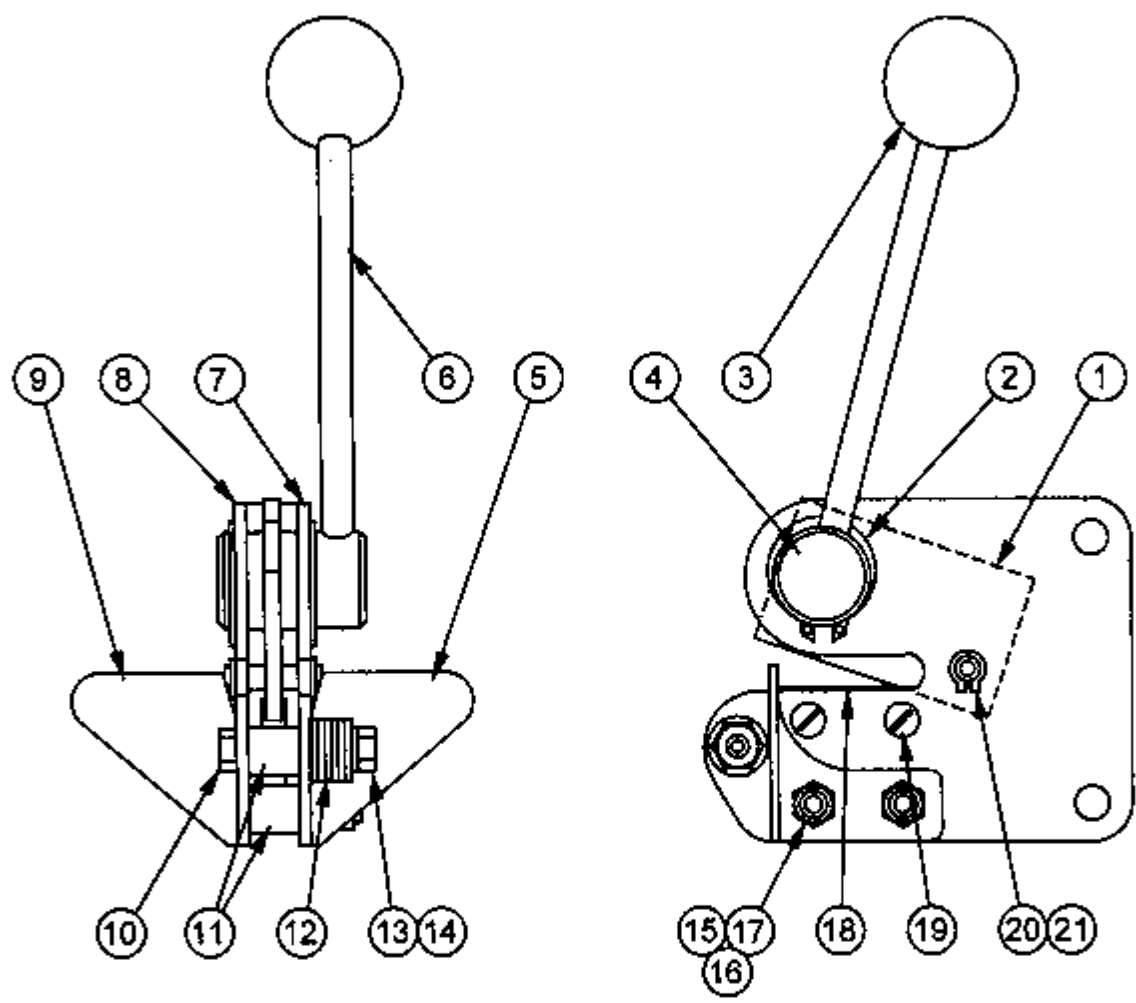


*5-13007
WORK HOLDING JAW ASSEMBLY

WORK HOLDING JAW

INDEX NO.	CATALOG NO.	DESCRIPTION	UNITS PER ASS'Y
REF.	134-031079	Work Jaw	
REF.	090-402629	Work Holder Assembly	
*1	105-133136	. Sprocket	2
2	091-986984	. Screw, Fil. Hd. Mach. #10-24NC x 1/2	4
3	090-203860	. Left Arm	1
4	091-982355	. Screw, Soc. Hd. Cap 1/4-20NC x 3/8	1
5	090-021627	. Knurled Screw	1
6	091-984104	. Screw, Soc. Hd. Set #10-24NC x 1/4	2
7	090-203852	. Right Arm	1
REF.	105-130074	Work Holding Jaw Assembly	
1	105-135123	. Handle	2
2	105-133185	. Handle Bracket	2
3	090-406786	. Work Holding Jaw Sub-Assembly	1
4	105-131106	. . Work Holding Jaw	1
*5	105-133136	. . Sprocket	2
6	091-988923	. . Screw, Rd. Hd. Mach. 1/4-20NC x 5/16	6
7	091-990150	. . Screw, Truss Hd. Mach. #10-24NC x 3/8	4

*NOTE: Before 2/12/44 On Hydraulic Machines Use #106-233372 Sprocket With 3/16" Pitch, Specify Pitch Of Chain When Ordering.



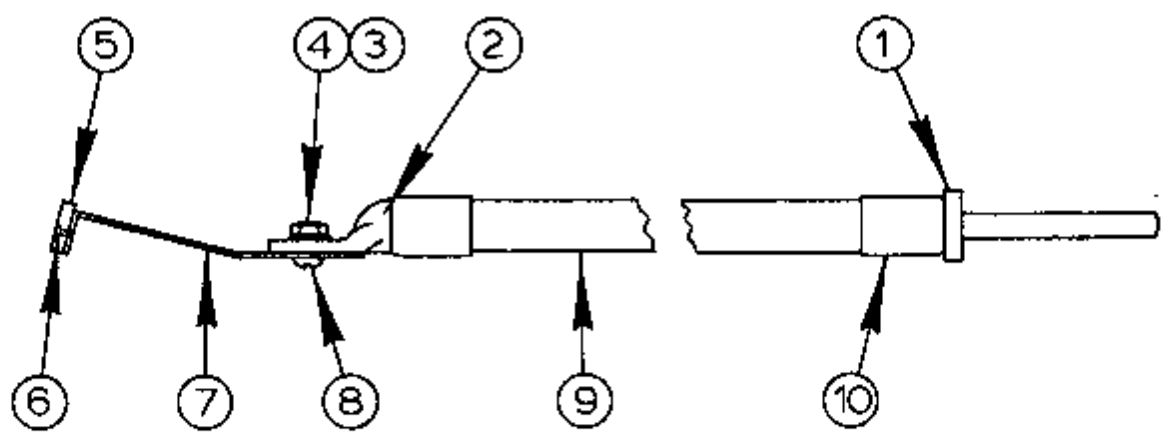
BLADE SHEAR ASSEMBLY

BLADE SHEAR ASSEMBLY

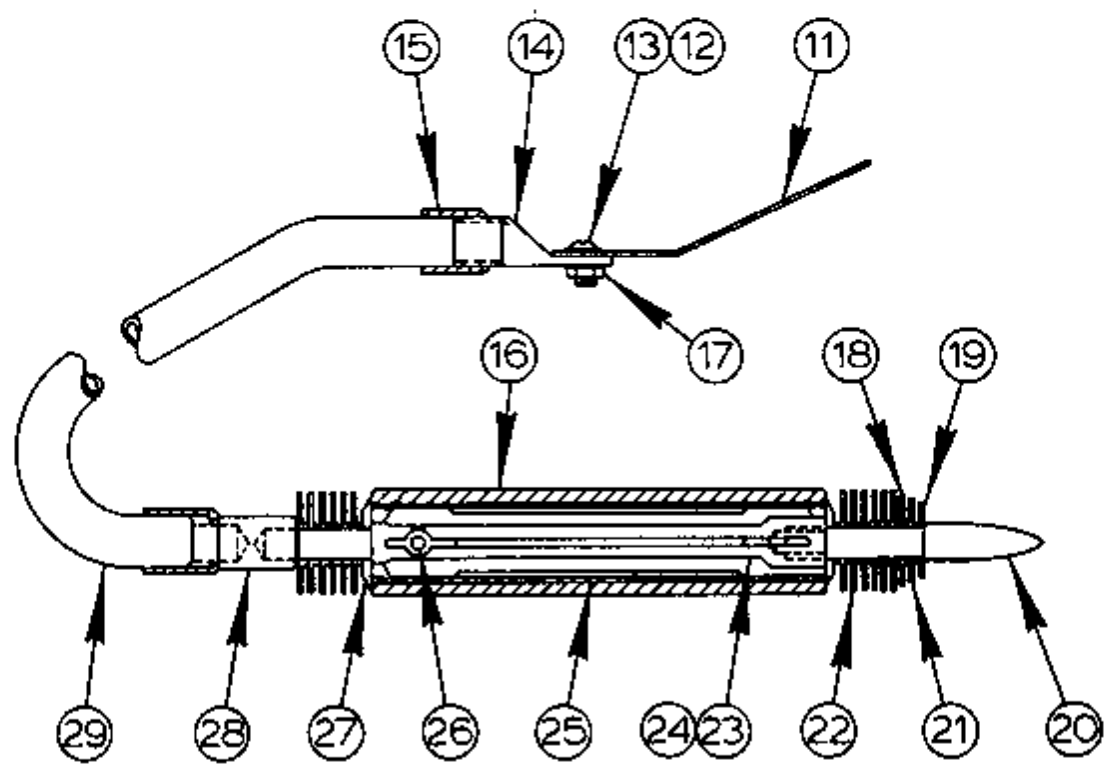
INDEX NO. Ref.	PART NO.	DESCRIPTION	UNITS PER ASSY.
1	091-318073	Blade Shear Assembly	
2	135-084374	. Knife	1
3	135-075588	. Retaining Ring	2
4	134-135086	. Knob	1
5	135-084416	. Eccentric	1
6	135-084465	. R.H. Square	1
7	135-084382	. Handle	1
8	135-084481	. R.H. Side Plate	1
9	135-084473	. L.H. Side Plate	1
10	135-084457	. L.H. Square	1
11	091-980128	. Screw, Hex. Hd. Cap 1/4-20NC x 1-1/2	1
12	091-000168	. Spacer	3
13	091-992610	. Washer, Flat 1/4 S.A.E. Std.	6
14	091-991158	. Nut, Hex. 1/4-20NC	1
15	091-993212	. Washer, Lock 1/4 Std.	1
16	091-980110	. Screw, Hex. Hd. Cap 1/4-20NC x 1-1/4	2
17	091-991158	. Nut, Hex. 1/4-20NC	2
18	091-993212	. Washer, Lock 1/4 Std.	2
19	091-000158	. Blade	2
20	091-988659	. Screw, Rd. Hd. Mach. #10-24NC x 1/4	4
21	135-084515	. Pin	1
	135-085827	. Retaining Ring	2

Following Not Shown and Used for Mounting. Select What Applies to Your Machine:

091-211276	. Nutsert 5/16-18NC.....	2
091-980276	. Screw, Hex. Hd. Cap 5/16-18NC x 3/4.....	2
091-993238	. Washer, Lock 5/16 Std.	2
091-467209	. Bracket	1
091-989061	. Screw, Rd. Hd. Mach. 5/16-18NC x 3/4	2



ETCHING PENCIL SHORT END ASSEMBLY



ETCHING PENCIL ASSEMBLY

ETCHING PENCIL ASSEMBLY

INDEX NO.	PART NO.	DESCRIPTION	UNITS PER ASS'Y
Ref.	113-070031	Etching Pencil Assembly	
*Ref.	135-051092	. Etching Pencil Short End Assembly.....	1
1	106-074206	. . Plug.....	1
2	090-195454	. . Terminal Lug.....	1
3	091-991091	. . Nut, Hex. Jam #8-32NC.....	1
4	091-992925	. . Washer, Flat #8-S Brass.....	1
5	113-073035	. . Welder Jaw Insulator.....	1
6	134-184076	. . File Rivet.....	2
7	113-073027	. . Terminal Strip.....	1
8	091-988527	. . Screw, Rd. Hd. Mach. #8-32NC x 5/16.....	1
9	091-359943	. . Cable.....	A.R.
10	090-021544	. . Ferrule.....	2
Ref.	113-070049	. Etching Pencil Assembly.....	1
11	113-073043	. . Terminal Strip.....	1
12	091-988527	. . Screw, Rd. Hd. Mach. #8-32NC x 5/16.....	1
13	091-992909	. . Washer, Flat #10-L Brass.....	1
14	090-195454	. . Terminal Lug.....	1
15	090-021544	. . Ferrule.....	2
16	106-075039	. . Tube.....	1
17	091-991091	. . Nut, Hex. Jam #8-32NC.....	1
18	106-073083	. . Fin.....	1
19	106-073109	. . Fin.....	1
20	106-074248	. . Point.....	1
21	106-073091	. . Fin.....	1
22	106-073075	. . Fin.....	12
23	135-050771	. . Etching Pencil Stem Assembly.....	1
24	106-072010	. . . Stem.....	1
25	106-074212	. . . Brass Tube.....	1
26	106-074255	. . . Pin.....	1
27	106-073117	. . Washer.....	2
28	106-074230	. . Connector.....	1
29	091-359943	. . Cable.....	A.R.

*NOTE: This Assembly Used For Butt welders With Ground Bushing On Panel Before 6-23-44.